

# The Parable of the Sower

## Theme

Having hearts receptive to God's teaching.

## Object

If possible, have some containers with soil representing the types of soil in today's lesson.

## Scripture

Matthew 13:1-9, 18-23

## Children's Sermon: The Parable of the Sower (Matthew 13:1-9, 18-23)

As Jesus traveled around the countryside with his disciples, large crowds often gathered around him to hear him teach. He often taught them by using parables. A parable is a story that Jesus made up to help people understand what he wanted to teach them.

Our Bible lesson today is one of the parables of Jesus. It is called The Parable of the Sower. It was a story about a man who planted seeds in the field. Listen to the story that Jesus told.


A farmer went out to sow his seed. As he scattered the seed, some fell on the hard path nearby and the birds came and ate it up.

As the farmer continued to plant the seeds, some of them fell on soil that was full of rocks. There was not much dirt around the rocks so the seeds started to sprout and grow the very next day. The only problem was, there was little dirt, so the plants didn't put down roots which would help them become strong and healthy. In the afternoon, the sun was very hot so the plants that had started to grow in the rocky soil withered and died because they had no root in the ground.

Some of the other seeds fell on soil that had been taken over with weeds and thorns. The weeds and thorns grew faster and taller than the plants from the seeds, so they choked out the

plants that the sower wanted to grow.

## The Parable of the Sower



Download the full **The Parable of the Sower** lesson with all handouts, activities, videos, and more.

### DOWNLOAD INSTANTLY

Finally, some seed fell on the good soil that had been plowed, fertilized, and weeded to make a good place for the seed to grow. Those seeds made healthy plants and produced good fruit. (Matthew 13:1-9, 18-23)

This is the lesson that Jesus wanted his disciples to learn, and it is also the lesson that he wants us to learn today. The seed that the sower was planting in the story represents the teachings of God's Word. Our heart represents the soil where the sower planted the seeds.

Sometimes our Sunday School teacher or our Pastor is trying plant the teaching of God's love in our heart. If our heart is hard and filled with anger and bitterness, the teaching falls on hard ground and never grows, just like the seed that fell on the hard ground in the parable that Jesus told.

There are other times when we hear the Word and we get excited about it, but then our excitement fades away because our understanding is too shallow. That's the way it was with the seed that fell on the rocky soil.

Sometimes we hear the Word and we believe what it says, but we want to keep on doing the same things we have been doing. That is like planting the seed in with a bunch of weeds. I'm sure you can guess what happens. The weeds will soon take over!

The last seed is the best, it fell on the good ground. If you learn from what you hear in Sunday School and church, the seed that Jesus plants in your heart will grow. Your life will produce good fruit just like Jesus intended. You will be helping others to grow in their knowledge and understanding of God's love.

Our Father, help us to be like the good soil in our lesson today. Help us to listen to your Word and grow up to be the kind of boys and girls you want us to be. In Jesus' name we pray. Amen.

Sermon Title: "How Does Your Garden Grow?", "It All Depends on the Dirt", and "Parable of the Sower"

Scripture Reading: Matthew 13:1-9, 18-23

### FLOWER POTS:

Let each child plant a small flower in a ceramic pot or Styrofoam cup and write or glue today's Bible verse on the side of the pot.

### SEED ART:

Give the children many types of seeds and let them glue the seeds on a piece of colored construction paper to form "GOD'S WORD"! Remind the children that the seeds in our story today represents GOD'S WORD!

### "GOD'S WORD" Book:

Give the children paper and markers to draw and cut out a Bible shape and write GOD'S WORD on it to form the cover for a book. They can then add pages with pictures or words from today's lesson. Each page could have a SEED drawn or glued onto each and then draw a picture representing the type of soil that the "seed" fell on (ex: rocky, weeds, good soil, etc).

### SOIL AND SEED WALK:

Give each child some seeds and take a WALK outside to place those seeds on the 'types' of soil that were discussed in the lesson. The children will NEVER forget this story after taking the WALK!

### SEED MARKER:

Let children make a colorful Bible book marker with "I WILL HIDE GOD'S WORD IN MY HEART" and tape a seed to the book marker. Write in colorful letters today's Bible verse and try to memorize the verse before leaving class!

### TISSUE PAPER FLOWERS:

Let the children fold a piece of tissue paper "accordion style" and then pull the tissue layers apart to form a flower and add a chenille wire for the stem. Let the children add a strip of paper to the stem with today's Bible verse OR attach a seed packet to the "tissue flower arrangement" and tape a copy of the Bible verse on the packet.

### SEED PLANTING:

Let the children plant some seeds and watch them grow in GOOD SOIL for the next few weeks! Take a picture of the children in front of their NEW pots first and then a picture of the children in front of the pots of flowers after they have grown. Discuss how the seeds will grow in GOOD soil as in our Bible lesson today!

### SEED DRAWINGS:

Let the children draw a few big flowers on a sheet of paper and then glue seeds in the middle of the flowers or to form an outline around the flowers. Write today's Bible verse or words from today's lesson at the top

of their drawings or in little words on the stem and leaves of the SEED drawing.

### WEED PICS:

The teacher can have real weeds of various types in class or just pictures of weeds and flowers and let children try to guess if each item is a WEED or a flower. Talk about the WEEDS in our story and the effect they have on the SEED!

### GARDEN STONE:

Give the children a large flat stone to write words from today's lesson, or if the teacher desires, a garden stone can be made out of a stepping stone mold and painted. This might take two weeks of class time, but would be a treasure and keepsake for the child.

### DIRT CUP DESSERTS:

Decorate a small cup with words from the Bible lesson today. Let children put a small amount of chocolate pudding in the bottom and sprinkle it with crushed up cookies to look like the soil in today's lesson. Gummy Worms or sunflower seeds could be added to their snack!

Song: "Thy Word" by E. O. Sellers

Words and music (pdf)

MP3 Piano Accompaniment

Song: "The B-I-B-L-E" (Composer Unknown)

Words and music (pdf)

MP3 Piano Accompaniment

Song: "Thy Word Is Like a Garden, Lord" by Louis Spohr & Edwin Hodder

Words and music (pdf)

MP3 Piano Accompaniment



Copyright ©Sermons4Kids | All Rights Reserved | [www.sermons4kids.com](http://www.sermons4kids.com)

### The Parable of the Sower (Matthew 13:1-23)

# The Parable of the Sower

But the one who received the seed that fell on good soil is the man who hears the word and understands it. Matthew 13:23a (NIV)

Match the words in the box with the correct definition.



1. \_\_\_\_\_ A small, usually hard part of a plant from which a new plant can grow
2. \_\_\_\_\_ The part of a plant which grows down into the earth
3. \_\_\_\_\_ Covered with stones
4. \_\_\_\_\_ Small, sharp, pointed growths on the stem of a plant
5. \_\_\_\_\_ A person who owns or takes care of a farm
6. \_\_\_\_\_ Plants such as grain, vegetables, or fruit grown by farmers
7. \_\_\_\_\_ To put seeds in the ground so that plants will grow
8. \_\_\_\_\_ Not deep
9. \_\_\_\_\_ The upper layer of earth that may be dug or plowed and in which plants grow
10. \_\_\_\_\_ A way made by or for people walking on the ground

farmer	seed	rocky	shallow	soil
sow	path	thorns	root	crop

Copyright © Sermons 4 Kids, Inc. • All rights reserved • [www.sermons4kids.com](http://www.sermons4kids.com)

# The Parable of the Sower



But the one who received the seed that fell on good soil is the man who hears the word and understands it. Matthew 13:23a

Choose the word that best matches the definition.

- \_\_\_ 1. A person who owns or takes care of a farm  
A. baker B. farmer C. butcher D. teacher
- \_\_\_ 2. To put seeds in the ground so that plants will grow  
A. rocky B. farmer C. path D. sow
- \_\_\_ 3. A small, usually hard part of a plant from which a new plant can grow  
A. thorn B. seed C. soil D. root
- \_\_\_ 4. A way made by or for people walking on the ground  
A. path B. sow C. rocky D. soil
- \_\_\_ 5. Covered with stones  
A. seed B. rocky C. path D. thorns
- \_\_\_ 6. Small, sharp, pointed growths on the stem of a plant  
A. soil B. shallow C. thorns D. sow
- \_\_\_ 7. Not deep  
A. rocky B. shallow C. sow D. soil
- \_\_\_ 8. The part of a plant which grows down into the earth  
A. thorn B. rocky C. root D. leaf
- \_\_\_ 9. The upper layer of earth that may be dug or plowed and in which plants grow  
A. rocky B. soil C. farmer D. path
- \_\_\_ 10. Plants such as grain, vegetables, or fruit grown by farmers  
A. crop B. shallow C. sow D. soil




# The Parable of the Sower



But the one who received the seed that fell on good soil is the man who hears the word and understands it. Matthew 13:23a

Based on Matthew 13:1-8, 18-23 (NIV)



## ACROSS

2. To put seeds in the ground so that plants will grow
5. Small, sharp, pointed growths on the stem of a plant
6. Plants such as grain, vegetables, or fruit grown by farmers
8. A small, usually hard part of a plant from which a new plant can grow
9. Not deep

## DOWN

1. The part of a plant which grows down into the earth
3. A person who owns or takes care of a farm
4. Covered with stones
7. A way made by or for people walking on the ground
8. The upper layer of earth that may be dug or plowed and in which plants grow

PATH	CROP	SOIL	THORNS	ROOT
SHALLOW	FARMER	SEED	SOW	ROCKY

Copyright © Sermons 4 Kids, Inc. • All rights reserved • [www.sermons4kids.com](http://www.sermons4kids.com)

# The Parable of the Sower

But the one who received the seed that fell on good soil is the man who hears the word and understands it. Matthew 13:23a

Based on Matthew 13:1-9, 18-23 (NIV)

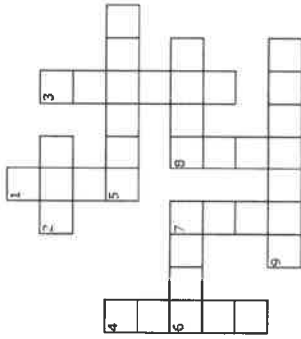


A D N B L P W W C F V B B H L  
 P L H M S E E D I H A R U R G  
 R Q D G R A S D O T O R M V G  
 O W X G P V C T X I H K M L P  
 O N V O J S A H B S V E E E B  
 T E R E T D T O J O X J R D R  
 P C G N W S T R U I X Y O R O  
 F F A O I E E N V L K O F E M  
 N L S N I Z R S W C G I K E C  
 P P B I R D S O O S B Q L H Q  
 K O W B Z P L R S C A B X T S  
 P P J S D L Y T R O A E I R L  
 C A R U A N A L X R F G J L T  
 Z E T H C G T L A C V O E L M  
 K Z S H W J R P W H M F Y Y Z

PLANTS	SCORCH	FARMER	THORNS	CROP
WITHER	BIRDS	ROOT	CHOKES	SOIL
FELL	PARABLE	SCATTER	SEED	GREW
ROCKY	SHALLOW	GOOD	SOW	PATH

Copyright © Sermons 4 Kids, Inc. • All Rights Reserved • [www.sermons4kids.com](http://www.sermons4kids.com)

# Crossword Puzzle




## ACROSS

- To put seeds in the ground so that plants will grow
- Small, sharp, pointed growths on the stem of a plant
- Plants such as grain, vegetables, or fruit grown by farmers
- A small, usually hard part of a plant from which a new plant can grow
- Not deep

## DOWN

- The part of a plant which grows down into the earth
- A person who owns or takes care of a farm
- Covered with stones
- A way made by or for people walking on the ground
- The upper layer of earth that may be dug or plowed and in which plants grow

PATH	CROP	SOIL	THORNS	ROOT
SHALLOW	FARMER	SEED	SOW	ROCKY



Copyright © Sermons4Kids, Inc.  
May be reproduced for Ministry Use

# Children's Worship Bulletin

## The Parable of the Sower

Matthew 13:1-9, 18-23

## Word Search Puzzle

A D N B L P W W C F V B B H L  
 P L H M S E E D I H A R U R G  
 R Q D G R A S D O T O R M V G  
 O W X G P V C T X I H K M L P  
 O N V O J S A H B S V E E B  
 T E R E T D T O J O X J R D R  
 P C G N W S T R U I X Y O R O  
 F F A O I E E N V L K O F E M  
 N L S N I Z E R S W C G I K E C  
 P P B I R D S O O S B Q L H Q  
 K O W B Z P L R S C A B X T S  
 P P J S D L Y T R O A E I R L  
 C A R U A N A L X R F G J L T  
 Z E T H C G T L A C V O E L M  
 K Z S H W J R P W H M F Y Z

PLANTS	SCORCH	FARMER	THORNS	CROP
WITHER	BIRDS	ROOT	CHOKE	SOIL
FELL	PARABLE	SCATTER	SEED	GREW
ROCKY	SHALLOW	GOOD	SOW	PATH



# Coloring Page



The Parable of the Sower

Copyright © CalvaryCurriculum.com  
Used by Permission

# Multiple Choice Quiz

Choose the word that best matches the definition.

1. A person who owns or takes care of a farm  
A. baker B. farmer C. butcher D. teacher
2. To put seeds in the ground so that plants will grow  
A. rocky B. farmer C. path D. sow
3. A small, usually hard part of a plant from which a new plant can grow  
A. thorn B. seed C. soil D. root
4. A way made by or for people walking on the ground  
A. path B. sow C. rocky D. soil
5. Covered with stones  
A. seed B. rocky C. path D. thorns
6. Small, sharp, pointed growths on the stem of a plant  
A. soil B. shallow C. thorns D. sow
7. Not deep  
A. rocky B. shallow C. sow D. soil
8. The part of a plant which grows down into the earth  
A. thorn B. rocky C. root D. leaf
9. The upper layer of earth that may be dug or plowed and in which plants grow  
A. rocky B. soil C. farmer D. path
10. Plants such as grain, vegetables, or fruit grown by farmers  
A. crop B. shallow C. sow D. soil

