

# "Welcome!"

## Theme

Opening our hearts and homes to others

## Object

A "Welcome Mat"

## Scripture


"He who receives you receives me, and he who receives me receives the one who sent me. Anyone who receives a prophet because he is a prophet will receive a prophet's reward, and anyone who receives a righteous man because he is a righteous man will receive a righteous man's reward. And if anyone gives even a cup of cold water to one of these little ones because he is my disciple, I tell you the truth, he will certainly not lose his reward." Matthew 10:40-42 (NIV)

Good morning. Have you ever seen one of these? (Hold up the Welcome mat.) Where have you seen something like this? Usually we'd see a mat like this outside the door to our home, wouldn't we? A mat such as this usually has two purposes. Do you know what those two purposes are?

Well, for one thing, it is a friendly reminder for people to wipe their shoes off so that they won't track dirt or mud into your home. And second, it is placed outside your door as a sign to let people know that they are welcome in your home.

Welcome — what does the word "welcome" mean? It means to receive someone in a warm and friendly way. Are people always welcome in our homes? Do we welcome people into our home if their skin is a different color from ours? Do we welcome people into our homes if they don't have as much money as we do?

# "Welcome!"



Download the full **"Welcome!"** lesson with all handouts, activities, videos, and more.

## DOWNLOAD INSTANTLY

How about in our church? Do you think that we make everyone feel welcome in our church? Do we speak to those people who are visiting our church that we do not know? If someone comes to our church and they are not dressed the way we are dressed, do we make sure that they are made to feel welcome?

Jesus said, "He who receives you receives me." If we turn that around, we will understand that if we do not welcome others into our homes and into our churches, it is the same as if we are refusing to welcome Jesus. We wouldn't do that, would we?

Well, let's put the welcome mat out — and let's be sure that we mean it!

Dear Father, help us to remember that when we refuse to welcome others to our homes and to our church, it is the same as refusing to welcome you. In Jesus' name we pray. Amen.

Sermon Title: "Welcome!"

Scripture Reading: Matthew 10:40-42

### WELCOME MAT RUN:

If possible, take all the children outside of the church building and give them certain places that they need to RUN to and then come back to the doorway and wipe their feet on the welcome mat and see how many times the children can take the RUN until the time runs out and the teacher blows the whistle. Each time around the "track area", children must wipe their feet. Tell children the welcome mat will have something to do with our lesson, and it will also let the children run off some energy before classtime!

### WELCOME LINE:

Children can divide into 2 teams to face each other and the first player in each team will step forward and shake hands and say WELCOME.. and step back into their own team's line. Then the next player in each line will do the same until all have shaken hands with the other team. For extra fun, this can be done once or twice again but speeding up the "welcoming" process each time. Tell children to see how many people they can shake hands with and say WELCOME during the church service following the Sunday School class time.

### DRESS UP RELAY:

Have children form teams and then take turns at the whistle, to run to the basket that will have clothing items in it. Each child will quickly grab just ONE of the items and run back to the team while wearing that item and not taking it off. When everyone has finished and is wearing one of the items, take a picture of the group and let children know that we'll learn from our lesson today how many different ways that people will look as they come into our church but that ALL ARE WELCOME IN GOD'S HOUSE. If time allows, start the game over but have each child pick out TWO items of clothing to put on and complete the relay race!

Another picture for the children to see later would be fun!

### WELCOME MAT:

Provide children with a piece of heavy construction paper and supplies to decorate their own welcome mat.

Children can write parts of the Bible verse or LEARNING TO WELCOME OTHERS IS THE SAME AS WELCOMING GOD, etc. Children could also draw pictures of other nationalities on their welcome mat and take the mats home... or place in front of other classroom doors.

### HEART CHILDREN:

Give children construction paper and markers and stickers, etc, to draw hearts and then add legs and arms to the hearts and decorate. Write on the "heart children" -- LOVE AS JESUS LOVED, or JESUS LOVED ALL THE CHILDREN, and other ideas from our lesson today as children desire. Hang the "heart children" around the room and have children talk about letting ALL children be part of their circle of friends!

### POPCORN CHILDREN:

Show the children a bowl of UNPOPPED corn and tell them that stands for all the children in the world. Then pop some corn and tell them that will stand for all the children that the LOVE of Jesus warms their heart because He thinks all children are precious in His sight and they'll BURST OPEN with God's love!!

### THUMBPRINT CHILDREN:

Let each child press a finger or a thumb into some colored ink pad and stamp on a piece of paper. Each child can do several thumb prints and then draw different faces on each print with different slanted eyes or kinds of hair, etc and then add arms and legs. Children can write over the top of their thumbprint children -- ALL ARE WELCOME HERE!

### HAND WELCOME PRINTS:

Each child can be given some construction paper, markers and supplies to trace their own hand and decorate each finger as a "person" they should welcome. One finger could have short hair and a smile and a tie with collar to represent an older man or pastor or a father; one finger could be a woman so would add curly hair and a bow, etc.; another finger could be a boy or a girl with a baseball cap or pigtails and the little finger could be a baby with a pacifier in its mouth. In the middle of the hand print, children could write WELCOME TO EVERYONE, or other Welcome words from our lesson today, as teacher and children desire!

### SNACK TIME:

Give each child 2 small sandwich bags with stickers to decorate the little mini-plastic sandwich bags. Then give children choices of small candies to place in each bag. One bag will be for the child and another bag can be fixed up to give to an older person in the church. Have children put a small written piece of paper in that bag that says... JESUS LOVES YOU. ALL ARE PRECIOUS IN HIS SIGHT. Encourage children to find an older person in the church or a neighbor who hasn't received a bag from anyone else.

### Song: "Good Morning Song"

[Words and Music \(pdf\)](#)

[Piano Accompaniment MP3](#)

### Song: "Jesus Loves the Little Children"

[Words and Music \(pdf\)](#)

[Accompaniment Track MP3](#)

### Song: "Jesus Loves Me"

[Words and Music \(pdf\)](#)

[Accompaniment Track MP3](#)



From Thru-the-Bible Coloring Pages for Ages 4-8. © 1986,1988 Standard Publishing.

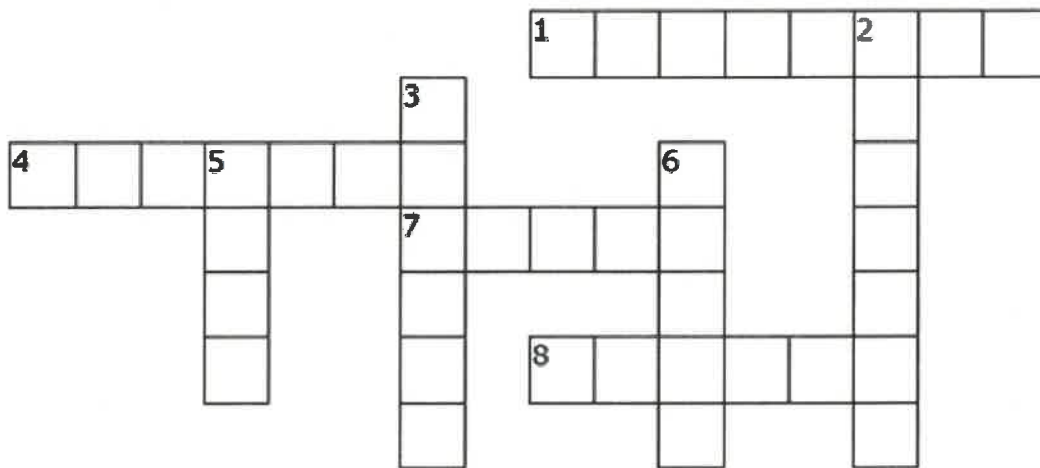
Used by permission. Reproducible Coloring Books may be purchased from

Standard Publishing, [www.standardpub.com](http://www.standardpub.com), 1-800-323-7543.

# "Welcome!"

"He who receives you receives me, and he who receives me receives the one who sent me." Matthew 10:40 (NIV)

Based on Matthew 10:40-42



## ACROSS

1. A follower of Jesus
4. To gladly receive someone into your own house
7. An odorless, colorless, tasteless liquid; H<sub>2</sub>O
8. Small; not large

## DOWN

2. A person who speaks for God
3. Recognition of someone's good behavior
5. The opposite of hot; having a very low temperature
6. A fact that has been proven

PROPHET	TRUTH	DISCIPLE	COLD
LITTLE	WELCOME	REWARD	WATER

Copyright © Sermons 4 Kids, Inc. • All rights reserved • [www.sermons4kids.com](http://www.sermons4kids.com)



# "Welcome!"

"He who receives you receives me, and he who receives me receives the one who sent me." Matthew 10:40 (NIV)

Based on Matthew 10:40-42



R B Q S L O S E K X F S D E O  
 W A T E R Q N Y Y T S A I V S  
 D A M K N Q H W B M H Y S H M  
 L I T T L E P P H F I A C I C  
 X T R U T H H B S O R V I J L  
 R T R E W A R D J F I I P V C  
 R N C G O N E S K X G Q L R W  
 H G G N Q Z M H Z B H E E E R  
 Y D I E A G R R R W T T D C X  
 G I T V U N G U J Z E L J E H  
 T H B X E T Y F Z H O T U I C  
 J E W E J S H O P C U I K V U  
 J P L M Q Q F O N V S L B E P  
 Q U E L E R R A U E S H Q S T  
 R V S M O P H J S Q A N I U R

RIGHTEOUS  
 WATER  
 RECEIVES  
 REWARD

LOSE  
 PROPHET  
 DISCIPLE  
 TELL

TRUTH  
 ONES  
 COLD  
 CUP

ANYONE  
 WHO  
 GIVES  
 LITTLE

Copyright © Sermons 4 Kids, Inc. • All Rights Reserved • [www.sermons4kids.com](http://www.sermons4kids.com)

# "Welcome!"

"He who receives you receives me, and he who receives me receives the one who sent me." Matthew 10:40 (NIV)

Each number represents a letter of the alphabet. Substitute the correct letter for the numbers to reveal the coded words.



1	2	3	4	5	6	7	8	9	10	11	12	13	14	15	16	17	18	19	20	21	22	23	24	25	26
J	L	Z	S	R	D	Y	F	W	M	A	B	C	U	G	V	O	H	E	I	N	X	K	T	Q	P

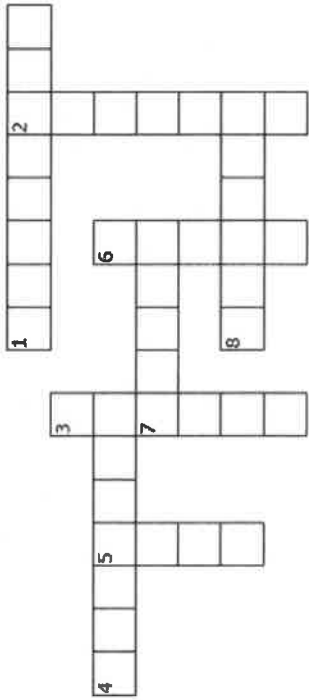
- 13-14-26 \_\_\_\_\_
- 13-17-2-6 \_\_\_\_\_
- 24-5-14-24-18 \_\_\_\_\_
- 26-5-17-26-18-19-24 \_\_\_\_\_
- 2-20-24-24-2-19 \_\_\_\_\_
- 5-19-9-11-5-6 \_\_\_\_\_
- 5-19-13-19-20-16-19 \_\_\_\_\_
- 9-11-24-19-5 \_\_\_\_\_
- 11-21-7-17-21-19 \_\_\_\_\_
- 15-20-16-19-4 \_\_\_\_\_

CUP	WATER	TRUTH	REWARD	PROPHET
RECEIVE	LITTLE	COLD	GIVES	ANYONE

Copyright © Sermons 4 Kids, Inc. • All rights reserved • [www.sermons4kids.com](http://www.sermons4kids.com)



# Crossword Puzzle




## ACROSS

1. A follower of Jesus
4. To gladly receive someone into your own house
7. An odorless, colorless, tasteless liquid; H<sub>2</sub>O
8. Small; not large

## DOWN

2. A person who speaks for God
3. Recognition of someone's good behavior
5. The opposite of hot; having a very low temperature
6. A fact that has been proven

PROPHET	TRUTH	DISCIPLE	COLD
LITTLE	WELCOME	REWARD	WATER



Copyright © Sermons4Kids, Inc.  
May be reproduced for Ministry Use

# Children's Worship Bulletin

"Welcome!"

Mathew 10:40-42

## Word Search Puzzle

R B Q S L O S E K X F S D E O  
 W A T E R Q N Y T S A I V S  
 D A M K N Q H W B M H Y S H M  
 L I T T L E P P H F I A C I C  
 X T R U T H H B S O R V I J L  
 R T R E W A R D J F I I P V C  
 R N C G O N E S K X G Q L R W  
 H G G N Q Z M H Z B H E E E R  
 Y D I E A G R R J Z E L J E H  
 T H B X E T Y F Z H O T U I C  
 J E W E J S H O P C U I K V U  
 J P L M Q Q F O N V S L B E P  
 Q U E L E R R A U E S H Q S T  
 R V S M O P H J S Q A N I U R

RIGHTEOUS	LOSE	TRUTH	ANYONE
WATER	PROPHET	ONES	WHO
RECEIVES	DISCIPLE	COLD	GIVES
REWARD	TELL	CUP	LITTLE



# Coloring Page



I can make others feel welcome by being friendly.

From Thru-the-Bible Coloring Pages. © 1986, 1988 Standard Publishing.  
Used by permission. Reproducible Coloring Books may be purchased from  
Standard Publishing, www.standardpub.com, 1-800-323-7543.

# Decoder Puzzle

Each number represents a letter of the alphabet. Substitute correct letter for the numbers to reveal the coded words.

1	2	3	4	5	6	7	8	9	10	11	12	13	14	15	16	17	18	19	20	21	22	23	24	25	26
J	L	Z	S	R	D	Y	F	W	M	A	B	C	U	G	V	O	H	E	I	N	X	K	T	Q	P

- 13-14-26 \_\_\_\_\_
- 13-17-2-6 \_\_\_\_\_
- 24-5-14-24-18 \_\_\_\_\_
- 26-5-17-26-18-19-24 \_\_\_\_\_
- 2-20-24-24-2-19 \_\_\_\_\_
- 5-19-9-11-5-6 \_\_\_\_\_
- 5-19-13-19-20-16-19 \_\_\_\_\_
- 9-11-24-19-5 \_\_\_\_\_
- 11-21-7-17-21-19 \_\_\_\_\_
- 15-20-16-19-4 \_\_\_\_\_

CUP	WATER	TRUTH	REWARD	PROPHET
RECEIVE	LITTLE	COLD	GIVES	ANYONE

