

# Jesus Says No To Temptation

## Theme

Resisting Satan's temptation.

## Object

None needed. The children will play the game "Simon Says."

## Scripture

Matthew 4:1-11; 2 Timothy 3:16

## Children's Sermon: Jesus Says No to Temptation (Matthew 4:1-11)

How many of you know how to play the game "Simon Says?" If Simon says to do something, you do it, but if Simon doesn't say to do it, you don't do it. Are you ready to play?

Let's play.

Simon says, "Raise your hand." (Pause.)

Simon says, "Raise your other hand." (Pause.)

"Okay, put your hands down." (Pause.) Uh-oh! I caught some of you on that one, didn't I? Did Simon say, "Put your hands down." No! Well, let's try again.

Simon says, "Put your hands down." (Pause.)

Simon says, "Flap your elbows." (Pause.)

Simon says, "Clap your hands." (Pause.)

Touch your nose. (Pause.) Oops! I caught some of you again. Let's try one more time.

## Jesus is King: Easter



This Easter season Sunday School pack comes with everything you need

## 5-WEEK BUNDLE

Simon says, "Touch your nose." (Pause.)

Pull your ear! (Pause.) Good! I didn't trick you that time. You're catching on to the game now.

In the game of Simon Says, we do what Simon says to do, but in real life we should do what the Bible tells us to do. There was a time in the Bible when God's enemy, the devil, tried to trick Jesus into doing something He knew was wrong, but Jesus didn't fall for it because Jesus knew what the Bible says.

Sometimes the devil wants to trick us, too. Like if someone hurts us...the Bible tells us not to hurt others back, but the devil wants us to think it's okay because they hurt us first. We can tell the devil, "I don't hurt back because I follow the Bible!" (Have kids shout, "I follow the Bible!")

Or if we accidentally break something...the Bible says to tell the truth, but the devil might want us to think it's better to hide it so we don't get into trouble. We can tell the devil, "I tell the truth because I follow the Bible!" (Have kids shout, "I follow the Bible!")

When the devil tried to trick Jesus, He told the devil, the Bible tells me to do something different! I follow the Bible! (Have kids shout, "I follow the Bible!")

Dear God, help us do what Jesus did. Help us do what the Bible tells us to do instead of listening to what the devil wants us to do. In Jesus' name, amen.

## Sermon Title: "Who Says?"

Scripture Reading: Matthew 4:1-11

### OBEY banner:

Write a "huge" OBEY across the entire poster board. Send children out to look for big O's around a designated area. Tape the O's on the poster when they return and read what each "O" says. The "O's" could be parts of our Bible verse today in II Tim 3:16, or each "O" could have something that we need to OBEY (ex: do not steal; do not lie, do not cheat, Love your enemies, etc).

### OBEY DONUTS:

The "round" donut can stand for the "O" in Obey and remind children to OBEY after eating each mini donut in class. While eating their "O's" donuts, they can talk about obeying and doing what JESUS wants them to do.

### HEART Poster:

Give each child a section of a white poster board and a big red construction paper HEART to glue onto their poster. Children can add an "I" before the big heart and JESUS after the heart. In different letters, children can trace or write I'LL DO WHAT JESUS SAYS... or I WILL OBEY. So this poster will say I (heart/love) JESUS. I WILL OBEY! Children can decorate the poster with many other colored heart stickers.

### WWJD:

Each child can be given a card to fold and to stand up after writing WWJD on one side of the card and draw a stick figure or glue on a picture of Jesus on the left side and on the other side, children can draw a picture of themselves and write at the top - "What will I do"! Discussion about our lesson and doing what JESUS wants us to do!

### ME BULLETIN BOARD:

Give children different shapes such as triangles, circles and rectangles to make up a picture of themselves to glue or tape onto the bulletin board. After all the children have completed making a picture of "ME", the children can draw, or glue letters on their bulletin board to say I WILL OBEY, or I WANT TO DO WHAT JESUS SAYS, etc. II Tim 3:16 could be written across the bottom of the bulletin board.

### GRAHAM CRACKER BIBLE:

Give each child 2 graham cracker squares to frost with choc icing to look like a Bible (lay side by side at an angle). Use a toothpick to write I WILL OBEY JESUS..... or give children a tube of white decorator gel to write those words. A small thin ribbon could be given to each child to lay in the middle of their "Bible" for a special look!

### OBEY RELAY:

Children can divide into teams. The first team member will run to the teacher and get a command and will OBEY that command on the way back to the next team member; Commands will be to hop, skip, jump,

crawl, etc back to the team. Each team player will get a different command.

### OBEY CHEER:

Let children divide into groups and work for 5 minutes in different areas of the room, to write and recite a FUN CHEER to share with the rest of the class --- such as, O-B-E-Y, obey, obey, that's our cry...Live for Jesus as we should, and OBEY His Word all that I could. Children will enjoy rhyming words with OBEY and other words from today's lesson. Each group could be given a word from today's Bible story and verse to rhyme with for their team CHEER.

### SEND SOMEBODY OVER:

The children can be divided into two teams and line the children up facing each other about 10 feet or so apart. The children will hold hands or lock arms and the first team will shout for the other team to send \_\_\_\_\_ over. The child whose name was called out will run quickly and try to break through the line. If the child succeeds in breaking through the line, he/she can return to their own team and can bring one person from the opposing team. But if they are NOT able to break through the line, they then join that team. Each team gets a chance back and forth to call for someone from the opposing side. Don't let children play too roughly but to enjoy OBEYING the commands!

### Song: "This Little Light of Mine"

[Words and Music \(pdf\)](#)


[MP3 Accompaniment Track \(right click to save to your computer\)](#)

### Song: "The B-I-B-L-E" - Composer Unknown

[Words and Music \(pdf\)](#)

[MP3 Accompaniment Track \(right click to save to your computer\)](#)

These songs are in the public domain and may be freely downloaded and reproduced for religious or educational use by churches, schools, home schoolers, and other non-profit organizations.



Copyright ©Sermons4Kids | All Rights Reserved | [www.sermons4kids.com](http://www.sermons4kids.com)

### Jesus is Tempted in the Wilderness (Matthew 4:1-11)

Then Jesus was led by the Spirit into the wilderness to be tempted by the devil. (Matthew 4:1)



Copyright © CalvaryCurriculum.com  
Used by Permission

# Jesus in the Wilderness


Jesus answered, "Go away Satan! The Scriptures say:  
"Worship the Lord your God and serve only him."

Matthew 4:10



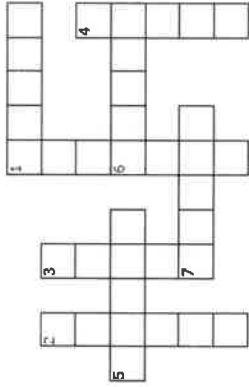
# THE TEMPTATION OF CHRIST JESUS

Spot 8 differences between the two pictures.





# Crossword Puzzle



## ACROSS

- The entire Earth and all the places and things on it
- A heavenly being, often shown as a human figure with a halo and wings
- A small rock
- The evil ruler of Heli, and enemy of God

hungry  
stone

bread  
tempt

worship  
angel

devil  
world

## DOWN

- To show a strong feeling of love and respect for God
- To feel a need or desire for food
- A food made of flour and water, shaped into loaves, and baked
- To try to get someone to do wrong



Copyright © Sermons4Kids, Inc.  
May be reproduced for Ministry Use

# Children's Worship Bulletin

## The Temptation of Christ

Matthew 4:1-11

# Word Search

R P J L D S T E M P T E D B K  
P Q G R H P W E G H J S V W J  
V Y O N N H V X W D E A W F E  
M L Y R N R F E E N S T S D W  
V O A G E X B O W X U A D B O  
S B U S K S B O E D S N Y T R  
O P I D N I B I U E O C M A S  
F I L S T S N C W V L O Z H  
I A M E L A Z G K I D B M L I  
B Q S E N A I D D E L I W U R P  
L R G T D D R N E O L P W F N  
H N E L I O O E S N M E D S X  
A C R A W N B R E V G S L F C  
J O F U D Y G E R T E M P L E  
W H H U N G R Y T S T O N E S

WORD	WORSHIP	LORD	MOUNTAIN	BOW
TEMPTED	ANGELS	HUNGRY	STONES	SERVE
WORLD	KINGDOMS	BREAD	DESERT	SPLENDOR
DEVIL	FASTING	SATAN	TEMPLE	JESUS

Your Church Name  
City or Town

# Multiple Choice Quiz

# Coloring Page

Choose the word that best matches the definition

- \_\_\_ 1. To feel a need or desire for food  
A. hungry B. thirsty C. tired D. tempt
- \_\_\_ 2. A small rock  
A. boulder B. mountain C. world D. stone
- \_\_\_ 3. A food made of flour and water, shaped into loaves, and baked  
A. pizza B. pie C. bread D. stone
- \_\_\_ 4. To try to get someone to do wrong  
A. worship B. tempt C. angel D. hungry
- \_\_\_ 5. To show a strong feeling of love and respect for God  
A. devil B. angel C. worship D. tempt
- \_\_\_ 6. A heavenly being, often shown as a human figure with a halo and wings  
A. fairy B. devil C. temple D. angel
- \_\_\_ 7. The evil ruler of Hell, and enemy of God  
A. angel B. world C. devil D. hungry
- \_\_\_ 8. The entire Earth and all the places and things on it  
A. space B. moon C. world D. galaxy



The Temptation of Jesus

Then Jesus was led by the Spirit into the desert  
to be tempted by the devil.  
Matthew 4:1 (NIV)



The Temptation of Jesus