

Fishing for People

Theme

Telling others about Jesus.

Object

A rod and reel or other fishing equipment.

Scripture

Matthew 4:18-23

Children's Sermon: Fishing for People (Matthew 4:18-23)

Do you enjoy fishing? Have you ever caught a fish?

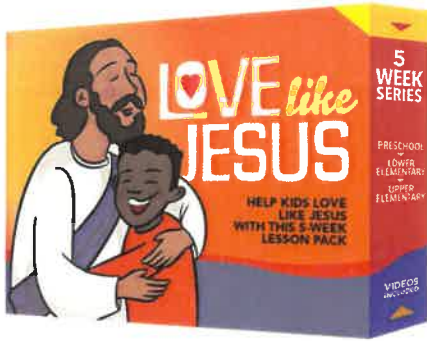
Fishing is a great sport, and if you have ever been fishing and have caught a fish, you know that there's a great feeling of excitement when you catch a fish. One of the things that makes fishing such a great sport is that it doesn't matter if you're young or old...you can still be good at fishing.

What does it take to be good at catching fish? First of all, you need to be properly equipped. You can't just get a piece of string, put a hook on it, and tie it on the end of a stick and expect to catch many fish, can you? No! If you're serious about fishing, you'll make sure you have all the right equipment. You'll want a nice rod and reel like this one I have this morning.

Love Like Jesus

The next thing you need to know is that you have to go where the fish are to catch fish!

Finally, if you want to be good at fishing, you must be patient. Sometimes the fish just aren't biting. You have to wait patiently.



Download this 5-week lesson pack
and help kids love like Jesus

5-WEEK LESSON KIT

like fishing for fish.

First, we need to be properly equipped. We need to know what the Bible teaches and learn how to share it with others.

Next, we go out where the people are and tell them about Jesus.

Finally, we must be patient.

If we will do these things, we can really become fishers of people like Jesus wants us to be. If you think there is a great feeling of excitement in catching a fish, just imagine how exciting it must be to bring someone to Jesus!

Dear Jesus, help us become fishers of people. Help us tell others what You have done for us and what you want to do for them. In Jesus' name, amen.

Our Bible lesson today has something to do with fishing. One day, Jesus was walking along the seashore when he saw two brothers named Peter and Andrew. Jesus knew they made their living by fishing, so He called out to them, "Follow me, and I will show you how to fish for people!" Do you know what they did? They laid down their fishing nets and followed Jesus.

Jesus wants you and me to fish for people, too. That means that Jesus wants us to tell others about what He has done for us and what He wants to do for them. Fishing for people is a lot

Fishing for People Group Activities

Sermon Title: ["Fishing for People"](#)

Scripture Reading: Matthew 4:18-22

LET'S GO FISHING Game:

Tie a string so that it stretches across the room and hang a sheet over the string to make a curtain. Use an old fishing pole, purchase a toy fishing pole, or make your own from a stick and tie a string or long piece of yarn to act as a fishing line. Tie a clothespin or a large paper clip to the end of the string to make the "hook." Children will take turns letting down the fishing line behind the curtain. The teacher will put a treat (candy, pencil, anything inexpensive) on the hook and give a little tug on the line to let the child know they have had a "bite." The teacher will explain that we'll learn about FISHING today in our Bible Story so "listen for WHO will go fishing for WHAT" in our lesson!

FISH AND FOLLOW:

Children can have fish on the floor that they will have to follow to catch the BIG ONE at the end of the "fishy trail". The BIG FISH at the end could be some candy taped onto a BIG FISH or a little container of "fish crackers". There will need to be enough BIG FISH prizes for each child that will play the game.

FISH SEWING:

Children can decorate 2 fish and put them together with a little paper towel in the middle (for stuffing) and have the fish hole punched so that the children can then take yarn and SEW the fish together and then hang from their door knob or on the wall in their bedrooms or in their SS classroom.

"FISH WITH NAMES" ART:

Give children several fish to color and decorate (even sequins are neat to glue where the gills would be). Children can glue their fish to a BLUE poster board and write names of people they could tell about Jesus so they can be "fishers of men". Have children take turns praying for their names!

FISH MOBILE:

Have pictures of fish (from internet or books) and children can glue them onto another "fish" shape and hang the fish from a decorated hanger. Encourage children to write on their fish such as FISHERS OF MEN; FISH FOR SOULS; COME FOLLOW JESUS; FISH WITH JESUS, etc. Each child could make one to take home or children can work together to make one for the SS class to remind them each week to be Fishers of people!

BIGGEST FISH DRAWING:

The teacher can place TWO pieces of blue poster board together and draw a VERY LARGE simple FISH drawing and have on the focal wall when the children arrive in class. As children arrive, they can be encouraged to draw little fish on the BIG fish and write a name of someone they would like to remember to pray for. The children will enjoy having such a BIG FISH on the wall in their classroom! A picture of the children standing by the BIG FISH would be an added delight for each child!!!

EQUIPMENT RELAY:

Tell children that we need equipment to share God's Word with people. Children can run around the room as individuals or as teams to find the first one - a BIBLE and run it back to the table. Next the children can run around the room or designated area and collect cut outs or fold outs of people to share the Bible with, as in our lesson today. The children will bring all the people they find around the room that have been taped to the walls or chairs, etc. The last items the children can collect are hearts that will say PATIENCE on each heart and as they bring back the "loving hearts of patience", the teacher can continue with the lesson today.

FISH PAINTING:

Let children paint 2 fish looking at each other, on a piece of construction paper. Sponges can be used in the paint to splotch the fish to look like "scales". The older children can then write a small conversation that each fish could be saying to each other using some ideas from today's lesson, such as FOLLOW JESUS AND HE WILL SHOW YOU HOW TO FISH FOR MEN, or TELL OTHERS ABOUT JESUS, or READ YOUR BIBLE AND THEN GO TELL OTHERS WITH PATIENCE, etc.

TELLING BANNER:

The class can work on this together or individually, as teacher chooses. Write "WHAT HAS JESUS DONE FOR ME".... write each idea from the children in a different color marker to make the banner colorful and very noticeable for others to read.

GOLD FISH SNACKS:

Let children share some gold fish crackers together and some BLUE juice!

Song: "I Will Make You Fishers of Men" by Elaine Kirkpatrick

[Words and Music](#) (pdf)

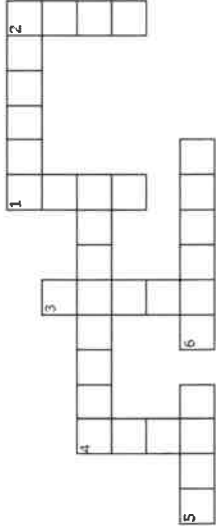
[MP3](#) Accompaniment Track (right click to save to your computer)

Song: "Fishers of Men" by Harry D. Clarke

[Words and Music](#) (pdf)

[MP3](#) Accompaniment Track

Crossword Puzzle




ACROSS

- To move along behind someone
- Two or more males who have the same parents
- Open fabric made of threads or cords used to catch fish. (Plural)
- Men, women, and children; human beings

BOAT	PEOPLE	FISH	NETS
SHORE	WALK	FOLLOW	BROTHERS

DOWN

- An animal without legs that lives in water
- To move along by putting one foot in front of the other
- The land along the edge of the sea, lake, or wide river
- A small vehicle for traveling on water



Children's Worship Bulletin

Fishing for People

Matthew 4:18-22

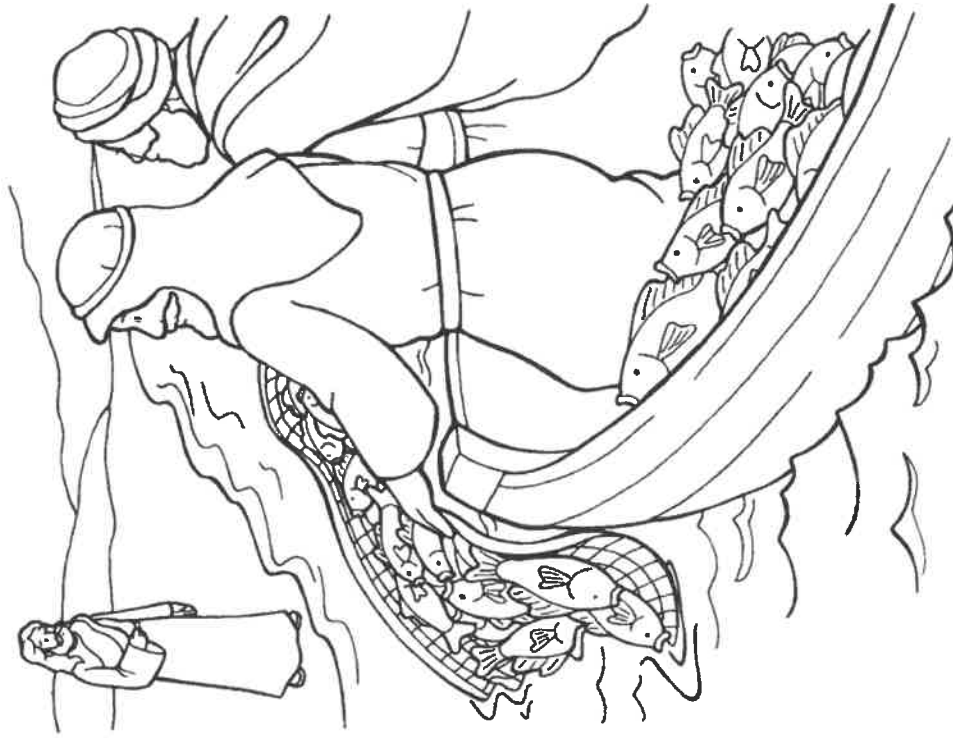
Word Search

M D A E W B C W P E T E R G F
 J L M S L A R P A G N E T S F
 U O K L U W T R E L F I S H K
 C Y J T O P K J B O K B C Y I
 X O H L R G K T R G P I O C A
 X W L E S C H L O A N L N A S
 Z O T E B A H B T L M W E G T
 F A M U W T I O H I B L N T Q
 W A B E H I N D E L Q M K J S
 J T H J O H N B R E Z Z Q Y L
 J S Z M D I V E S E W L E J I
 P E O A N D R E W X W C J W V
 B N S L D O L E A V I N G H I
 D X B U H Y B S I T T I N G N
 N C F S S C B W B U W E F Y G

BROTHERS	JAMES	NETS	COME	GALILEE
BOAT	PETER	WATER	FOLLOW	BEHIND
ANDREW	LIVING	JESUS	SITTING	FISH
WALKING	PEOPLE	JOHN	SHORE	LEAVING

Your Church Name
 City or Town

Coloring Page



Jesus calls four of his disciples.

From Thru-the-Bible Coloring Pages for Ages 4-8. © 1986, 1988 Standard Publishing.
Used by permission. Reproducible Coloring Books may be purchased from
Standard Publishing, www.standardpub.com, 1-800-543-1301.

Connect the Dots

Connect the dots in ABC order to complete the picture.



Jesus called out to them, "Come, follow me, and I
will show you how to fish for people!"
Matthew 4:19 (NLT)



Jesus called out to them, "Come, follow me,
and I will show you how to fish for people!"
Matthew 4:19 (NLT)

NTES

--	--	--	--

4 6

WOFLOL

--	--	--	--	--	--

1

IFSH

--	--	--	--

2 7

POELPE

--	--	--	--	--	--

5

TBAO

--	--	--	--

3


--	--	--	--	--	--	--

1 2 3 4 5 6 7

FISH
PEOPLE

BOAT
FOLLOW

NETS
WITNESS



Copyright ©Sermons4Kids | All Rights Reserved | www.sermons4kids.com

Fishing for People

Jesus called out to them, "Come, be my disciples, and I will show you how to fish for people!" Matthew 4:19 (NLT)



Connect the dots in alphabetical order.

Jesus called out to them, "Come, be my disciples, and I will show you how to fish for people!"

Matthew 4:19 (NLT)

Puzzle from www.kidscrafty.com