

Don't Miss Christmas!

Theme

The real meaning of Christmas.

Object

Cupcake with a candle, Something to light the candle

Scripture

Luke 2:1-15

Children's Sermon: Don't Miss Christmas! (Luke 2:1-15)

Get Ready: You'll need a helper who will light the candle on the cupcake and bring it out at the end of the children's sermon.

It's here! It's finally here! Christmas is finally here! I just love Christmas, don't you? What do you like best about Christmas? Is it the Christmas tree with its blinking lights? (Allow children to answer.)

Maybe you like the beautiful music or the delicious Christmas goodies. Perhaps it's Christmas dinner with turkey and dressing and all of the trimmings. For some it might be all of the parties or visiting with family and friends. For many people the best thing about Christmas is the presents — both the ones we give and the ones we receive. Especially the ones we receive!

The Joy of Christmas

Hmm...Can you think of anything I have left out? (Allow children to answer.) Oh yes! It's someone's birthday, isn't it? Whose birthday is it? That's right! It's Jesus' birthday.

What do you know about Jesus' birthday? (Allow children to answer.)

You know, sometimes we get so caught up in all of the decorations, lights, parties, and presents that we miss the real Christmas. That reminds me of a story I heard



Download this Bible lesson bundle and share the true joy of Christmas

5-WEEK BUNDLE

about a little boy who had always wanted to go to a circus.

One day the boy was walking down the street when he saw a poster in a store window. The poster said that a circus was coming to town and that a ticket to the circus cost one dollar. The boy ran home and asked his father if he would give him a dollar to go to the circus on Saturday.

His father told him that if he would work hard and get all of his chores done, he would give him a dollar to go to the circus. Saturday morning came and the boy got up early and did all of his chores.

"I have all of my chores done," the boy told his dad.

The boy's father gave him a dollar and the boy headed into town filled with excitement about seeing wild animals, trapeze artists, and all of the things that come with a circus. Since he arrived in town so early, he was on the front row when the circus parade started down the main street of town. The boy was thrilled when the animals and other circus acts paraded by.

At the end of the parade came the clowns and following the clowns was the ringmaster. When the ringmaster passed by where he was standing, the boy ran out into the street, took his folded dollar bill from his pocket, and handed it to the ringmaster.

"Thanks," mister, said the boy, "that was a great circus." Then he turned around and walked home. He never knew what he had missed. He thought he had been to the circus, but he had only been to the parade.

What do you think about what happened to the little boy? (Allow children to answer.)

If we are not careful, we can be like that little boy. We can get so caught up in the celebration, the decorations, and the gifts that we miss the real Christmas — the birthday of our Savior, Jesus Christ.

Dear Jesus, it's your birthday. We pray that we won't get so caught up in the celebration that we miss the real meaning of Christmas. In Jesus' name, amen.

(Have your helper bring out the cupcake with the lit candle. Then lead children in singing "Happy Birthday" to Jesus and blow out the candle.)

Sermon Title: "Don't Miss Christmas"

Scripture Reading: Luke 2:1-20

TREE AND TINSEL RELAY:

Children can divide into two teams if the teacher has 2 mini/small Christmas trees available. Children will take turns running to their team tree and placing tinsel on the tree until a whistle blows and then will return to their team for the next team member to do the same. The winning team can either be the team that has the most tinsel on their tree or the tree that looks the best when judged.

BABY WRAPPING RELAY:

Tell the children today's Bible verse and tell the two teams that they will be wrapping a baby quickly and returning to their team for the next "baby wrapper" to wrap the baby as well. Continue to play until all children in each team have wrapped the baby (doll). When the child runs to the table to wrap the baby, they will place the baby in a basket (manger) for the next player to take out of the "manger" and unwrap and wrap the baby once again and place in the "manger".

MANGER BUILDING:

Provide children with molding clay or play dough or building blocks and have children build a manger. Tell the children the Christmas story and ask who was placed in the manger and why, etc. The teacher could tell the children to make the sounds that they might hear around the manger for all the animal sounds.

HAND PAINTING:

Children can be divided into groups of two. Provide children with paints to paint their team mates hand with a picture from today's story - baby Jesus, manger, the Inn, birthday cake, etc.

CHRISTMAS LOOP CHAIN:

Give children many strips of colored construction paper. The children can write a word from today's Bible lesson or Bible verse on each loop. Then they can form into a loop and place each loop into the loop next to it and continue to form a chain. Children can hang their loop chain around the room or on a classroom Christmas tree.

LIGHT THE TREE:

Children can help the teacher place a string of lights on the classroom tree and take turns telling the REAL Christmas story and how JESUS was born and is THE LIGHT OF THE WORLD.

CHRISTMAS CRAFT STICK ART:

Let children color 8 craft sticks green. One craft stick will lay vertically while gluing the other craft sticks sideways to form a Christmas tree. The bottom craft stick will be the full length. Each craft stick above that one will need to be trimmed on each end, to be shorter and shorter as the tree goes up to the top. Let children cut out a yellow construction paper STAR to glue at the top of the glued craft sticks and write JESUS with gel pens for sparkle. Children can place a magnet on the back to put on refrigerator or can add a

piece of string or yarn to hang as an ornament. When children have the tree glued together, they can put tiny drops of colorful gel pens to the tree to represent lights on the tree.

CHRISTMAS STAR:

This is another craft stick ornament that can be easily made with children coloring the craft sticks and then adding tiny drops of gel pen glitter. The craft sticks can be glued in the middle of each stick in the shape of a star (about 4 sticks).

CHRISTMAS ACROSTIC:

Children can work together as a class or individually, as teacher desires. C-H-R-I-S-T-M-A-S can be written in bright colored markers down the left side of the poster board or sheet of paper. Encourage children to write one word for each letter that would tell or explain the Christmas story of Jesus' birth.

CHRISTMAS LOVE BANNER:

Give each child a half piece of construction paper lengthwise. Children can write CHRISTMAS LOVE on the top (lengthwise) of their paper in colorful markers. Then tell children to write these two words again but to make the "M" into a "W" on the bottom of this piece of paper and then tell the children to read the new statement!!

BIRTHDAY CAKE:

The teacher can have a small birthday cake with candles for the children to blow out together and sing HAPPY BIRTHDAY TO JESUS.

CHRISTMAS FEAST CELEBRATION:

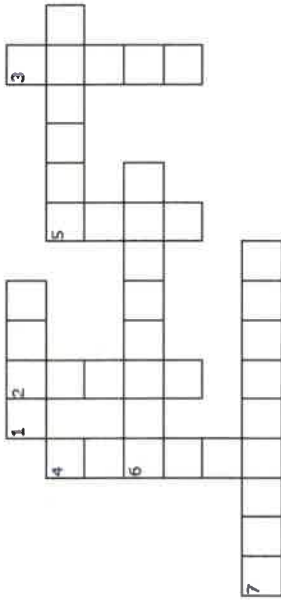
Let children listen to Christmas music and sing along with the music as they have a Christmas celebration feast, with Christmas cookies, candies, cheese/crackers, etc. The teacher may choose to decorate the table with red table cloths, centerpiece and even a small wrapped gift for each child.

Song: "Joy to the World, the Lord Is Come!"

[Words and Music \(pdf\)](#)

[MP3 Accompaniment Track](#)

Crossword Puzzle



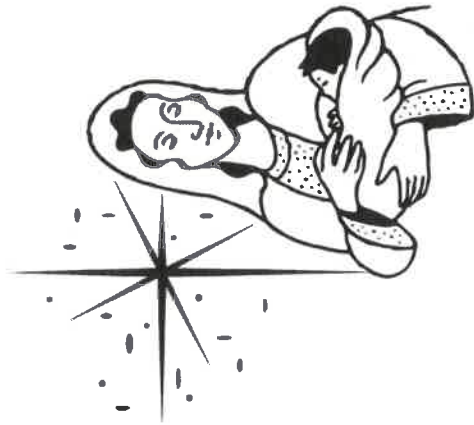
ACROSS

1. An infant or very young child
5. The place where Mary laid the baby Jesus
6. A person who takes care of sheep
7. The city where Jesus was born

DOWN

2. Heavenly being that told the shepherds about Jesus' birth
3. The savior of the world
4. The earthly father of Jesus
5. The mother of Jesus

JOSEPH	ANGEL	BETHLEHEM	BABY
MARY	SHEPHERD	JESUS	MANGER



Copyright © Sermons4Kids, Inc.
May be reproduced for Ministry Use

Children's Worship Bulletin

The Birth of Jesus

Luke 2:1-20

Word Search

J B E T H L E H E M N G I H K
S A F P V T E N C D N Z B H H
F H A T Y F S O N B B D Q B J
A V E R E P D R K C A M G Z O
S S A P N P V U R I B G Q D S
E M D B H A E O I Z Y A K H E
L B X I C E I C E N S U S L P
S Q O H V V R B R O O M G R H
I M U R A N R D B S W S A R K
Y F E S N C A B S C H I L D R
C M A S L V A X F T E I S E G
A J H E S Q M E Z I Z L G K P
Y T G K Z I T G S C M N W R Y
A N G V W E A G J A A S R X G
A Z H X Y W Y H M M R S F C

SAVIOR	CENSUS	MARY	MANGER	BORN
CAESAR	SON	JOSEPH	MESSIAH	ROOM
CHILD	SHEPHERDS	ANGEL	BETHLEHEM	BABY

Church Name
Address
City

Decoder Puzzle

Each number represents a letter of the alphabet. Substitute the correct letter for the numbers to reveal the coded words.

L	S	W	M	H	Y	N	J	G	A	O	Z	P	X	K	F	I	U	B	E	T	C	V	O	D	R
1	2	3	4	5	6	7	8	9	10	11	12	13	14	15	16	17	18	19	20	21	22	23	24	25	26

- 8-11-2-20-13-5 _____
- 4-10-26-6 _____
- 19-20-21-5-1-20-5-20-4 _____
- 19-10-19-6 _____
- 19-11-26-7 _____
- 4-10-7-9-20-26 _____
- 10-7-9-20-1 _____
- 2-5-20-13-5-20-26-25-2 _____
- 2-10-23-17-11-26 _____
- 4-20-2-2-17-10-5 _____

SHEPHERDS	BETHLEHEM	BABY	MESSIAH	JOSEPH
SAVIOR	MANGER	BORN	MARY	ANGEL



Color Me!



She wrapped him in cloths and placed him in a manger.
Luke 2:7 (NIV)

Don't Miss Christmas

SECRET MESSAGE

1	2	3	4	5	6	7	8	9	10	11	12	13	14	15	16	17	18	19	20	21	22	23	24	25	26
A	B	C	D	E	F	G	H	I	J	K	L	M	N	O	P	Q	R	S	T	U	V	W	X	Y	Z

20	8	5

7	9	6	20

15	6

3	8	18	9	19	20	13	1	19


9	19

6	15	18

5	22	5	18	25	2	15	4	25

And the angel said unto them, Fear not: for, behold, I bring you good tidings of great joy, which shall be to all people. For unto you is born this day in the city of David a Saviour, which is Christ the Lord. Luke 2:10-11 (KJV)

Christmas Crossword



Across

1. Pumpkin or mincemeat
3. Santa's ride
6. Celebration
8. Newborn
9. Northpole crew
13. Word of praise
14. Words on a Christmas card
17. It's opened on Christmas

Down

1. Alternative word to 17 across
2. Christmas drink
4. Christmas dinner centerpiece
5. December holiday
7. Christmas warmer
8. "Jingle _____"
10. Christmas tree
11. O Henry's "The Gift of the _____"
12. What carolers do
15. French Christmas
16. Snow glider



Today in the town of David a Savior has been born to you; he is Christ the Lord.
Luke 2:11

Copyright © CalvaryCurriculum.com

Used by Permission