

Jesus Heals on the Sabbath

Theme

Jesus placed the needs of people above the rules.

Object

None is needed

Scripture

"This dear woman, a daughter of Abraham, has been held in bondage by Satan for eighteen years. Isn't it right that she be released, even on the Sabbath?" Luke 13:16 (NLT)

Children's Sermon: Jesus Heals on the Sabbath (Luke 13:10-17)

I have a challenge for you that will help you understand the woman in our Bible passage for today. Ready?

Stand up nice and straight. (Pause.) Now, bend at your waist so you're looking straight down at the floor. (Demonstrate, and then guide kids to follow you. Explain to kids that they'll remain in that position until you tell them to stand up straight again.)

The woman in our Bible passage for today had a disability that caused her to have to stand like this all the time. She couldn't stand up straight like you were before. She was bent over like that for eighteen years. (Lead children to consider 18 years, by naming how old they are.)

It wasn't easy for her. Think about this: What if you went to the store and you needed something from the top shelf? (Pause for responses.) You would have to depend on someone to find and get the items you needed.

- What other difficulties might you face if you had this disability?

(As a class, decide whether kids can continue to hold the position for the rest of the children's sermon, or if they need to discontinue.) In today's Bible passage, Jesus was teaching in a place like a church called a synagogue. It was the Sabbath—the day when everyone was supposed to rest. Jesus saw the woman with the disability. He knew she'd been like that for 18 years. He called her to Him, touched her and said, "Woman, you're healed!" Instantly she could stand up straight. (Allow children to stand up straight.) (Luke 13:10-13)

She was so happy that she began to praise God! (Lead kids in praising God!)

But everyone wasn't happy that the woman was better. The leader of the synagogue was very angry that Jesus had healed the woman on the Sabbath. He told everyone listening, "There are six days of the week for working. Come on those days and be healed, but not on the day of rest." (Have kids bend back over to show that the synagogue leader didn't want the woman healed that day.) (Luke 13:14)

Jesus answered the leader of the synagogue, "You hypocrite! All of you work on the Sabbath! Don't you untie your ox or your donkey and lead it out for water? Doesn't this dear woman deserve to be healed, even on the Sabbath?" (Allow the children to stand up straight again.) (Luke 13:15-16)

The people watching were happy and rejoiced at all of the wonderful things that Jesus did. Jesus knew that rules are important, but He knew that the needs of people are more important.

We, too, can remember that people's needs are more important than rules. Whenever we see someone in need, the most important thing is to help them.

God, help us to follow the example that Jesus has set for us. Help us to place the needs of others ahead of any rules we may have. In Jesus' name, amen.

Interactive Group Activities
by Carol Williams & Charles Kirkpatrick

Sermon Title: "Jesus Heals on the Sabbath"

Scripture Reading: Luke 13:10-17

BENT OVER WALK AROUND: Tell children to walk as if they are bent over at the waist and when the teacher calls out... FREEZE.. the children are to stop exactly as they were when FREEZE was called out. Then begin again and let children walk again as if bent out of shape and call out FREEZE again.

BENT OVER RELAY: Divide children into teams. Let children bend over to run to a line and back to the next team member. Children cannot stand up straight again until they tag the next runner. Play until all of the team has had a chance to run in the bent over fashion.

HELPING BEAN GAME: Give each child a several beans. The children can be divided into teams. Each child will run to the tin can and place a bean in the can and shout out one way the can help someone else and then run back to their teammates for the next child to do the same. Continue running until all the beans have been used up in each child's hands.

HELPING HAND MOLDS: If time allows and if the teacher is able to have plaster of Paris materials, each child could each make an imprint of their hand and let dry through the following week. This could be used as a "garden stone" if desired. Small decorative rocks, etc could be added around the hand mold as well. (Make sure to have wet toweling and hand wipes available).

HELPING HANDS PAINTING: Provide a large poster board or wall space for children to paint their hands and then place on the poster board or wall. Title the HAND space as WE HAVE HELPING HANDS FOR JESUS.

PAPER BAG PUPPET HELPERS: Provide each child with a small paper lunch bag, markers, yarn and stickers and pieces of cloth or felt, to make a "paper bag puppet helper". Encourage children to write on the bag puppet to "Be a Helper for Jesus to Others", or "I am Jesus' Helper", etc. Children can decorate the bag puppet to look like themselves with yarn for the hair, buttons for the eyes and the cloth for the clothing. Tell children that they can tell today's story to others and to give ideas for HELPING others.

HELP TICKETS: Children can be given small pieces of paper and stickers and markers to make HELP TICKETS, to give to others to let someone know they they are willing to HELP them, such as "this ticket good for one clean bedroom, or this ticket good for washing your dishes, or cleaning the garage, or sweeping the floor, or putting the trash out, wipe off the table, put dishes away,or reading the Bible to you," etc.

PANTOMIME HELPERS: Let children pick a piece of paper out of the teacher's basket and pantomime what the HELPING idea is that is written on the paper, such as ideas in the "Help Tickets" activity above.

SING A SONG: JESUS HEALS THE BROKEN HEARTED

SHARE A SNACK: Have cookies or cupcakes for the children to help decorate for the teacher to give to the Pastor or to some elderly church members. Of course, let the children HELP decorate one for another child in the class as well! :-)

Song: "Jesus Heals the Broken Hearted"

Words and Music (pdf)



MP3 Piano accompaniment Track (right click to save to your computer)

This song is in the public domain and may be freely downloaded and reproduced for religious or educational use by churches, schools, home schoolers, and other non-profit organizations.

About Carol Williams

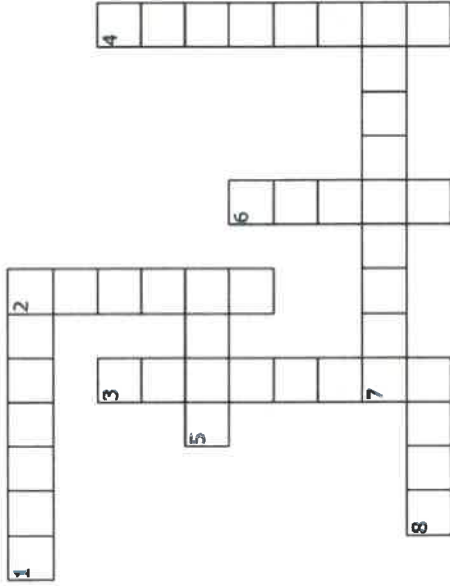
Carol and her husband have been in the ministry for 36 years. They have served churches in Illinois, Minnesota, Mississippi, Michigan, and for the last 15 years in Indiana. Carol loves to work with children so you will find her teaching in Junior Church and children's Sunday School. She also has clowning ministry in which she is known as Bubbles tc (the clown).

Copyright © 2001-2022 Sermons4Kids, Inc.

All Rights Reserved

Sermons4Kids.com

Crossword Puzzle



ACROSS

- The day set aside for rest and worship
- To be cured from illness or injury
- Not bent or curved
- To be disabled, especially in the feet, legs, or back
- To instruct or give knowledge to another person

DOWN

- The day set aside for rest and worship
- To be cured from illness or injury
- Not bent or curved
- To be disabled, especially in the feet, legs, or back
- To instruct or give knowledge to another person

FREE	TEACH	HEALED	STRAIGHT
BENT	HYPOCRITE	SABBATH	CRIPPLED



Copyright © Sermons4Kids, Inc.
May be reproduced for Ministry Use

Children's Worship Bulletin

Jesus Heals on the Sabbath

Luke 13:10-17


Word Search Puzzle

K N X W B T X D H O B P F K C
 H J P S O G E C P H F O T M R
 P Y Y T K E W A F E A N Q F I
 E A P V Z J S B C R E N P V P
 D Q G O A Y T E S H E A D V P
 D F N O C L R N D O I E K S L
 L S T C D R A T W Z Q N F K E
 Z B Y O Y K I Q N R S H G I D
 U N G N O G G T N U T I I N F
 L I S L A T H T E A U O X T D
 Q E N E T G T G B S I U S C C
 P R A I S E O B K E M U S P O
 T W O M A N A G R N S V W Q X
 R L Y F Q S H O U E H V P A Q
 Q Y H R R W R F J E C K M M F

SIX	WOMAN	HANDS	BENT	DAYS
CRIPPLED	HYPOCRITES	SABBATH	SYNAGOGUE	PRaise
TEACHING	STRAIGHT	FREE	GOD	JESUS

St. Christopher's Episcopal Church
Killeen, Texas

Coloring Page



Let's praise Jesus!

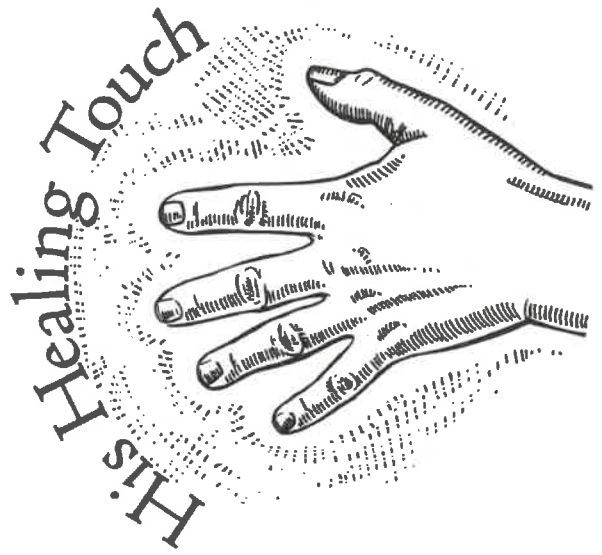
Image from Thru-the-Bible Coloring Pages for Ages 4-8. © 1986, 1988 Standard Publishing. Used by permission. Reproducible Coloring Books may be purchased from Standard Publishing, www.standardpub.com, 1-800-543-1301.

Word Jumble

1	2	3	4	5	6	7	8	9	10	11	12	13	14	15	16	17	18	19	20	21	22	23	24	25	26
T	X	E	Y	C	O	W	L	J	V	H	D	Q	P	U	G	S	R	K	M	N	I	B	A	F	Z

- 25-18-3-3 _____
- 23-3-21-1 _____
- 17-1-18-24-22-16-11-1 _____
- 11-4-14-6-5-18-22-1-3 _____
- 17-24-23-23-24-1-11 _____
- 5-18-22-14-14-8-3-12 _____
- 7-6-20-24-21 _____
- 11-3-24-8-3-12 _____

CRIPPLED	WOMAN	HYPOCRITE	BENT
SABBATH	STRAIGHT	HEALED	FREE





Let's praise Jesus!

From Thru-the-Bible Coloring Pages for Ages 4-8. © 1986,1988 Standard Publishing.

Used by permission. Reproducible Coloring Books may be purchased from

Standard Publishing, www.standardpub.com, 1-800-323-7543.