

# At the Feet of Jesus

## Theme

Keeping our attention on what is important.

## Object

A cell phone

## Scripture

Luke 10:38-42

Good morning! Today, we're going to be talking a lot about distractions and paying attention to what's really important. (Hold up your cell phone.) Have you ever been trying to talk to a friend who was right in front of you, but that friend was too busy looking at their phone to pay attention to you? (Pause for responses, and be ready with your own story.)

- How did it make you feel when someone else was too distracted to listen to you?

It can be disappointing and frustrating when that happens. But let's be honest...Have any of you been so distracted that you forgot to pay attention to a friend? Or that you lost sight of what was happening right in front of you? I know I have! (Pause for responses and share your own story.)

Being distracted isn't anything new and phones aren't the only reasons we get distracted. When Jesus walked the Earth, people didn't have cell phones like we do. But that didn't keep people from becoming distracted. Our Bible lesson today tells a story about a woman who became distracted - even when Jesus was a guest in her home!

Jesus was in the village of Bethany where His friends Mary, Martha and Lazarus lived. Jesus went to their home to visit. Martha invited Him in and began to prepare dinner. While she was busy working away, her sister Mary just sat at the feet of Jesus and listened to the words He had to say. The Bible says Martha was too distracted by all the preparation that had to be done to listen to Jesus. She got upset with her sister and went to Jesus and said, "Lord, don't you care that my sister has left me to do the work by myself? Tell her to help me!"

"Martha, Martha," Jesus said, "you are worried and upset about many things. But there is one thing that is the most important and Mary has discovered it." Martha was doing her best to make Jesus feel welcome in her home, but Mary had discovered something even more important. That was sitting at the feet of Jesus and receiving His words into her heart.

It is important for us to be careful that we don't get so busy doing activities - even good ones - that we forget to listen to Jesus' words and take them into our heart. If we become too distracted, we just might miss the most important thing.

Dear Jesus, help us to remember that You are the most important thing in our lives. Don't let us get so busy with other things that we forget to spend time with You. Amen.

Interactive Group Activities  
by Carol Williams & Charles Kirkpatrick

**Sermon Title:** "At the Feet of Jesus"

**Scripture Reading:** Luke 10:38-42

**JUMPING TIME:** Children can gather in a large circle for some JUMPING time! Tell children to JUMP for the number of times that they have done what the teacher suggests as an activity each day! For example: JUMP for how many times you've PRAYED today; JUMP for how many times you've eaten a meal or a snack, JUMP for how many times you've brushed your teeth or JUMP for how many times you've played with a toy. Kids will have a JUMPING good time and then have children sit down and listen to today's story about being too busy.

**BUSY STATIONS:** Provide several places/stations for children to play with various toys. Each "station" will be different. After 3-4 minutes, tell children to move to another play station and continue to switch stations, moving them more quickly each time until they appear to be tired of moving around. Tell them that today's Bible story is about being too busy!

**TOO BUSY PANTOMIME:** Divide the children into groups and give them five minutes to think of a pantomime of some activity. Each group will perform their pantomime for the rest of the class to try to guess what BUSY activity that they are doing! If children have a hard time thinking of an activity, the teacher might suggest an idea such as playing ball, hopscotch, or reading a book.

**CLOCK TIME:** Give the Children a piece of construction paper with a circle drawn on it to make a CLOCK. Place a small line where each number of a clock would go and have children write an activity that might keep them busy. In the middle of the clock, have the children use a bright neon marker to write MAKE TIME FOR GOD. Let the children color the clock and decorate the edges any way they desire.

**HAPPY HEART PLATE:** Give each child a paper plate to color and decorate. Glue small cut out heart shapes around the edges of the plate and use colorful markers to write GOD IS LOVE, or other special words from today's lesson to show that GOD loves us and wants us to spend time with Him every day.

**"WHO TOOK TIME" CHALK TALK:** Let children take turns drawing a picture of someone in the Bible who TOOK TIME for God and Jesus, on the chalk board. TALK about each person and what happened when they took time for JESUS! (Daniel, Joseph, Mary, Moses, Noah, etc)

**ATTEN..TION!:** Have all the children stand facing the teacher. The teacher will call out, "ATTEN...TION!" Tell the children NOT to take their eyes off of a large poster that says JESUS is bright colors. But then the teacher will move about the room or make a sound off to the side. IF a child looks over at the teacher, they are out of the game. Continue to play until only one child remains! Let children know that they need to keep their ATTENTION on JESUS and not on other things that keep them too busy.

**FINGER FUN:** Give the children construction paper on which to trace one hand. Use a bright marker to trace around the hand again and children can write ideas on each finger to give TIME to God (ex - reading Bible, praying, sharing Jesus, Church, loving others, etc). If you wish, this hand tracing could be put on card stock with a paint stick or a craft stick taped to the hand to wave at each other.

**SING A SONG:** O COME, LET US ADORE HIM

**SHARE A SNACK:** Round little DONUTS to help children to remember that the "O" in the middle reminds them to OBEY GOD and give Him their time; or POPCORN to let children know that we keep "popping" and stay busy a lot, instead of spending TIME with Jesus! Another option could be to give the children small individual packages of M & M candy. The letters on the candy are to remind the children of the story of Mary & Martha.

**Song: "O Come, Let Us Adore Him"**

[Words and Music \(PDF\)](#)

[Piano Accompaniment \(mp3\)](#)

### **About Carol Williams**

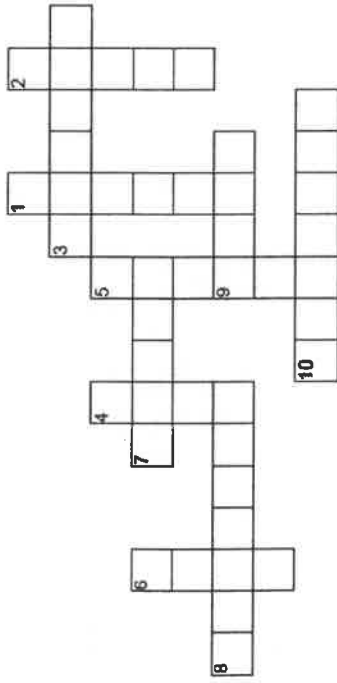
Carol and her husband have served churches in Illinois, Minnesota, Mississippi, Michigan, and Indiana. Carol loves to work with children so you will find her teaching in Junior Church and children's Sunday School. She also has clowning ministry in which she is known as Bubbles the clown).

Copyright © 2001-2022 Sermons4Kids, Inc.

All Rights Reserved

[Sermons4Kids.com](http://Sermons4Kids.com)

# Crossword Puzzle



### ACROSS

3. To pay attention to what someone says
7. An adult female human
8. A very small town
9. Activity, such as a job, which a person performs; labor
10. To be concerned about something; to be troubled

### DOWN

1. A female having the same parents as another person
2. The son of God
4. The place where a family lives
5. A spoken or written reply to a question
6. To give assistance to someone

HOME	WORK	ANSWER	WORRIED	VILLAGE
LISTEN	WOMAN	JESUS	SISTER	HELP



Copyright © Sermons4Kids, Inc.  
May be reproduced for Ministry Use

# Children's Worship Bulletin

## Mary & Martha

Luke 10:38-42

## Word Search

G A K B Z D D B T T U J A H B L  
 A N B I E E C T S S E G E K M  
 N E E D E D M H S V S W L R P  
 F X E I N S V I G S U J P T L  
 S E Z A E E Y N J M S M F X T  
 N J M X R D G S I B T S E X  
 C O E K A G W X B E I S D U  
 W H E M U R D P K E E P V U  
 B A O P R E T B F R U T J U K  
 Y T T S I N D H E S J I T K U  
 R X P R I D N S I U R M O E Q R  
 X O S G Q I P R J L W X V O  
 W H R R S C O N O G N N A F  
 Y I L L S W O D B X K Z R Y T

FEET	NEEDED	WOMAN	NEEDED	MARY
CHOSEN	MARTHA	SISTER	JESUS	UPSET
THING	HELP	BETTER	WORRIED	WORK

St. Christopher's Episcopal Church  
Killeen, Texas

# Decoder Puzzle

Each number represents a letter of the alphabet. Substitute the correct letter for the numbers to reveal the coded words.

A	B	C	D	E	F	G	H	I	J	K	L	M	N	O	P	Q	R	S	T	U	V	W	X	Y	Z
1	2	3	4	5	6	7	8	9	10	11	12	13	14	15	16	17	18	19	20	21	22	23	24	25	26

- 21-16-19-5-20 \_\_\_\_\_
- 19-9-19-20-5-18 \_\_\_\_\_
- 23-15-18-18-9-5-4 \_\_\_\_\_
- 3-8-15-19-5-14 \_\_\_\_\_
- 22-9-12-12-1-7-5 \_\_\_\_\_
- 23-15-13-1-14 \_\_\_\_\_
- 23-15-18-11 \_\_\_\_\_
- 2-5-20-20-5-18 \_\_\_\_\_

BETTER	SISTER	WORRIED	VILLAGE
WOMAN	CHOSEN	UPSET	WORK





# Coloring Page

## Mary and Martha



Jesus visits in the home of Mary and Martha.  
Luke 10:38:42





Jesus in the home of Mary and Martha.

Luke 10:38-42

Copyright © ABDA Acts - Arts and Publishing

Used by permission