

A Birthday Celebration

Theme

The Day of Pentecost

Object

Balloons (uninflated); birthday gifts; birthday candles

Scripture

Acts 2:1-21

We are going to have a celebration today! Let me show you what I have for this party. (Hold up the birthday gifts, birthday candles and balloons). Can you guess what kind of celebration we might be having? Of course: a birthday party. Now, there might be someone here today whose birthday is close, but that is not why we are celebrating. Today is the day that we celebrate the birthday of the Church. The day that the Church really got its start. We call it the day of Pentecost and it's when we remember the day when God sent the Holy Spirit to His people just as Jesus had promised that He would.

These birthday party items are going to help us to remember what happened in the Church on the day of Pentecost. They will also remind us that the Holy Spirit is still at work in the Church today.

Balloons can add a lot to any celebration, but, as you can see, these balloons are flat and lifeless. They need to be filled. They need someone to breathe some life into them. (Blow up the balloons.) The Bible tells us that on the day of Pentecost, the followers of Jesus were all together in one place when suddenly they heard a sound from heaven like a mighty rushing wind and it filled the whole house. (Let the air out of one balloon so kids can hear the rushing sound.) We are here today waiting for the Holy Spirit to fill this place and to breathe new life into the church of Jesus Christ.

Like any good birthday cake, we have candles. (Show the candles.) Later on, we will light the candles and be reminded that on the day of Pentecost tongues of fire came and rested upon each of the people in that place and they were filled with the Holy Spirit. They began to speak in other languages as the Spirit gave them ability. Just as on the day of Pentecost, we need the Holy Spirit to come and light our fire and give us the power to do things which will bring glory to God.

What is a birthday celebration without gifts? (Show the gifts.) On the day of Pentecost, the Holy Spirit gave the early church the gifts of forgiveness, truth and a new life. The Holy Spirit offers those same gifts today. He leads us to truth, forgives us, and gives us a better way to live.

As we celebrate the birth of the Church, let's remember that the Holy Spirit is still alive and at work in us today like He was in the people of the early church.

Dear Father, we thank You for sending the Holy Spirit. Help us to remember that the Holy Spirit still fills the church with power today, just as He did on the day of Pentecost. In Jesus' name we pray, Amen.

Interactive Group Activities
by Carol Williams & Charles Kirkpatrick

Sermon Title: "A Birthday Celebration"

Scripture Reading: Acts 2:1-21

CAKE DECORATING - Provide small round or square FOAM pieces from a craft store to be decorated like a cake by the children. They could use frosting, paint, stickers, candles or other decorations. The children can take the "cake" home as a reminder of today's lesson. A little "toothpick SIGN" could be stuck in the cake with PENTECOST - Birthday of the Church.

GIFT HUNT - Children will look for small, inexpensive gifts that the teacher has hidden or hung on strings around the room prior to class time (examples: a stick of gum, a piece of candy, a pencil, a small ball, etc). Discuss the gifts that the Holy Spirit has given to us.

BALLOON GIFTS of the Holy Spirit: In each balloon that the children pop, there will be a tootsie roll, etc with a gift from the Holy Spirit wrapped and taped on the candy for the children to unwrap and share with the class. Discuss each gift of the Holy Spirit and how it applies to our lives.

PAPER PLATE CELEBRATION - Give each child a paper plate which they will cut into the edges of the plate about 2 inches and about 3 inches apart for each slit. HOLY SPIRIT will be written in the middle of the plate and then write a GIFT of the Holy Spirit on each of the sections that were cut apart. A stick or a dowel could be taped to the back of the plate to give the plate a windmill appearance. The plate could be decorated with colors or stickers to represent a CELEBRATION for the birthday of the church!

PENTECOST POSTER - The teacher will draw a large outline of a CHURCH BUILDING. The children will fill in with words from the story -- PENTECOST, starting of the church; Gifts of the Holy Spirit, Bible verse, etc.

BIRTHDAY BALLOONS - Have the children write words from today's lesson on their balloons and then blow the balloons up to make a large balloon bouquet for the classroom. When a child answers a question today from the lesson throughout the classroom time, a child can pick out a balloon and have the FUN of popping the balloon or keeping it and return to their seat.

PENTECOST RELAY - Divide the children into groups to spread out and find the letters for the word PENTECOST around a designated area of the room. Make sure there are duplicates of these letters for as many groups/teams that the class will have. When each team/group has found their P-E-N-T-E-C-O-S-T letters, they can tape each letter on a bulletin board that has a colored balloon picture for all 9 letters. Provide a poster or bulletin board for each group. The balloon cutouts with the colorful PENTECOST letters will look like a birthday poster!

BIRTHDAY CANDLE - Give each child an empty toilet paper or paper towel tube. Cover the tube with a piece of colored construction paper and then give children square pieces of yellow, red and orange tissue paper. The children will then stuff the tissue paper into the paper roll with their fingers to make it look like a flame. Let children hold their new candles up and sing Happy Birthday to the church.

BIRTHDAY TABLE COVERING - Cover a table with a paper table covering. Give the children paint brushes and small amounts of paint to FLICK onto the table covering to create a colorfully decorated table cover. Allow time for the table covering to dry and then have the snack time together. The table covering could also be hung on the wall for a few weeks for the children to enjoy the bright colors and to remember today's lesson.

PARTY PLATES - Give the children paper plates to decorate with stickers, to eat their snack treat on today.

BIRTHDAY CELEBRATION SNACKS - The teacher will provide cupcakes that the children can frost and add a candle and sing HAPPY BIRTHDAY TO THE CHURCH.. or a small mini cup of M&M's, etc. Make sure to use today's table cloth if it has dried.. and today's decorated plates, etc.

Song: "Spirit of the Living God" by Daniel Iverson

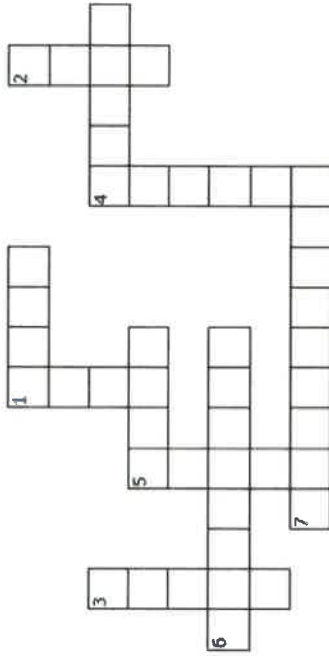
Words and music (pdf)



About Carol Williams

Carol and her husband have served churches in Illinois, Minnesota, Mississippi, Michigan, and Indiana. Carol loves to work with children so you will find her teaching in Junior Church and children's Sunday School. She also has clowning ministry in which she is known as Bubbles tc (the clown).

Crossword Puzzle



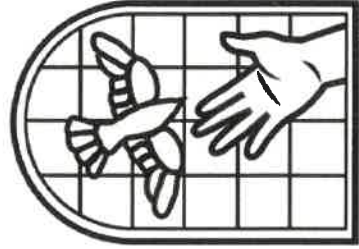
ACROSS

- A destructive burning
- Something that can be heard
- Something that is pure and good, such as God's Word
- Means of communication used by the people of a particular country
- The day the Holy Spirit came upon the apostles

DOWN

- Make something to be full
- Blowing air, especially that which would move the leaves on a tree
- To say words, to use the voice
- A being that cannot be seen, like a ghost
- A building which people live in

FILL	HOUSE	SPEAK	WIND	LANGUAGE
SOUND	SPIRIT	PENTECOST	HOLY	FIRE



Copyright © Sermons4Kids, Inc.
May be reproduced for Ministry Use

Children's Worship Bulletin

The Day of Pentecost

Acts 2:1-21

Word Search Puzzle

X T O B P P H W G H X U E X I
 T G T F Z J V J Y I O C G M B
 Y B H J P X I L P F U Z Z X
 L L E L E J O Z J M D E S I W
 I W R Y N H L A N G U A G E L
 S Q Z I T E Z F I L L E D A L
 J C C E E L J W H K A Q D J
 R E G G C S F V Q A T L Q W X
 T Q S G O R W I E S O W H J M
 M D P I S H G P B O N J I V J
 F A I M T E S K J U G A R N H
 I Y R J N A B Y N N U H X K D
 R N I A E V W Q K D E E R L Z
 E L T R H E X M K Y S A P N A
 Z H O C R N S T F I A R K X K

PENTECOST	FILLED	HEAR	HOUSE	WIND
HEAVEN	FIRE	TONGUES	LANGUAGE	OTHER
DAY	HOLY	SOUND	SPIRIT	SPEAK

Your Church Name
Any Town, Anywhere

Coloring Page



The Day of Pentecost
Acts 2

Thru-the-Bible Coloring Pages for Ages 4-8. © 1986, 1988 Standard Publishing.
Used by permission. Reproducible Coloring Books may be purchased from
Standard Publishing, www.standardpub.com, 1-800-543-1301.

Decoder Puzzle

Each number represents a letter of the alphabet. Substitute the correct letter for the numbers to reveal the coded words.

1	2	3	4	5	6	7	8	9	10	11	12	13	14	15	16	17	18	19	20	21	22	23	24	25	26
Q	Z	N	A	I	D	K	E	X	C	W	H	B	Y	J	U	M	V	T	L	O	R	S	F	P	G

- 24-5-20-20 _____
- 12-21-20-14 _____
- 23-25-5-22-5-19 _____
- 23-25-8-4-7 _____
- 11-5-3-6 _____
- 24-5-22-8 _____
- 20-4-3-26-16-4-26-8 _____
- 12-21-16-23-8 _____
- 23-21-16-3-6 _____
- 12-8-4-18-8-3 _____

SPIRIT	SPEAK	FIRE	FILL	HEAVEN
WIND	LANGUAGE	SOUND	HOLY	HOUSE



The Day of Pentecost

All of them were filled with the Holy Spirit and began to speak in other languages, as the Spirit gave them ability. Acts 2:4 (NIV)

Each number represents a letter of the alphabet. Substitute the correct letter for the numbers to reveal the coded words.



I	Z	X	B	Q	D	M	T	A	U	J	C	W	V	K	E	R	S	H	F	L	P	G	N	O	Y
1	2	3	4	5	6	7	8	9	10	11	12	13	14	15	16	17	18	19	20	21	22	23	24	25	26

1. 18-25-10-24-6 _____
2. 13-1-24-6 _____
3. 20-1-21-21 _____
4. 19-25-10-18-16 _____
5. 20-1-17-16 _____
6. 19-25-21-26 _____
7. 18-22-1-17-1-8 _____
8. 18-22-16-9-15 _____
9. 21-9-24-23-10-9-23-16 _____
10. 19-16-9-14-16-24 _____

WIND	SPEAK	HOLY	SPIRIT	LANGUAGE
FIRE	SOUND	HOUSE	FILL	HEAVEN



WNID

3

IFER

2

SIRITP

8

1

4

SEKPA

5

CDORW

6

7

1 2 3 4 5 6 7 8 4

Unscramble each word and then place the numbered letters in the numbered boxes at the bottom to reveal the "Final Answer."

Puzzle Clues

Check your answers by looking them up in the Bible.

(Clues are from the NIV)

1. A sound like the blowing of a violent _____ came from heaven. (Acts 2:2)
 2. They saw what seemed to be tongues of _____. (Acts 2:3)
 3. All of them were filled with the Holy _____. (Acts 2:4)
 4. They began to _____ in other tongues as the Spirit enabled them. (Acts 2:4)
 5. Peter stood up and spoke to the _____ of people. (Acts 2:14)
- FINAL ANSWER: All of these events took place on the day of _____. (Acts 2:1)

The Day of Pentecost

All of them were filled with the Holy Spirit and began to speak in other languages, as the Spirit gave them ability. Acts 2:4 (NIV)

Based on Acts 2:1-21



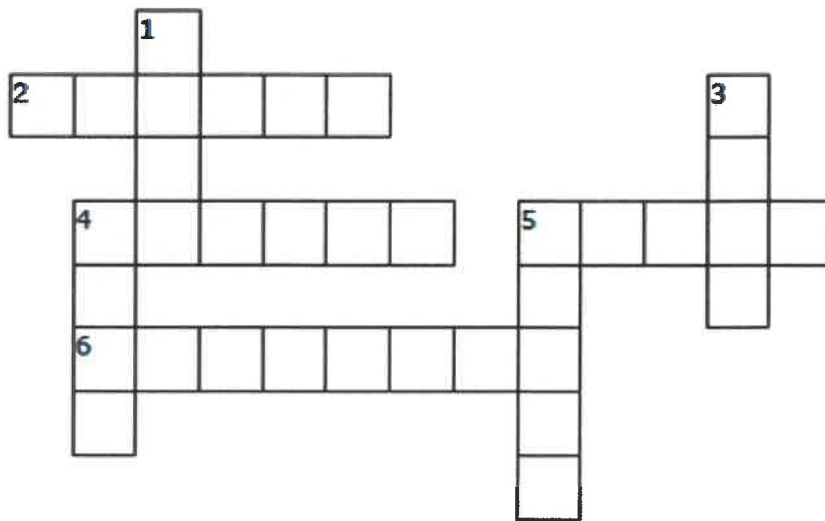
Y K J T N K H J G A M A Z E D
 T Q B F F P E N T E C O S T U
 L P I Q H C I D Q I E S T R G
 H R J C I W D F B E Q V C O G
 H E A R O S T F I L L E D A R
 P W S L G T P O C C K R X X S
 Y S B P P F H I N U W I P F L
 L V C D E N D E R G U I J C W
 K A Z Z I A U W R I U L N R Y
 I W N M O L K X Q U T E D D U
 C F H G H E A V E N C I S A D
 J O I O U E Z A E X G H T N O
 R E Q R L A D E W E E N U Y Y
 C H J P E Y G H I N T O H F H
 F A H T I M L E U Y S T R G B

SPEAK	LANGUAGE	PENTECOST	HEAVEN	BLOWING
SOUND	OTHER	HOLY	SPIRIT	HEAR
FILLED	WIND	FIRE	TONGUES	AMAZED

The Day of Pentecost

All of them were filled with the Holy Spirit and began to speak in other languages, as the Spirit gave them ability. Acts 2:4 (NIV)

Based on Acts 2:1-21



ACROSS

2. A being that cannot be seen, like a ghost
4. The place where God lives
5. Something that can be heard
6. Means of communication used by the people of a particular country

DOWN

1. A destructive burning
3. Blowing air, especially that which would move the leaves on a tree
4. Something that is pure and good, such as God's Word
5. To say words, to use the voice

LANGUAGE	FIRE	HOLY	WIND
SPIRIT	HEAVEN	SOUND	SPEAK



The Day of Pentecost
Acts 2

From BibleStoryCard Learning System(tm) Coloring Book © 1996 Wesleyan Publishing House
Used by permission. Additional BibleStoryCard resources available by calling 1-800-493-7539 or visiting
online

<http://www.parable.com/>