

# Can You Believe It?

## Theme

He is risen - believe it!

## Object

A small bowl of water; a metal paper clip; a piece of paper towel or tissue

## Scripture

John 20:19-31

Before class, fill a small, clear bowl with water. Tear or cut a small piece of paper towel about the size of a small Post-It Note.

Have you ever had to see something with your own eyes before you were willing to believe it? Suppose your mom came in and told you there was a puppy waiting for you at home. You might have a hard time believing it was true until you actually got home and saw the puppy with your own eyes, right? The same is true for many of us. We often have to see something to believe it.

Let's try something together. (Hold up the paperclip.) If I put this paperclip in water, do you think it will sink or float? (Pause for responses.) Let's see. (Drop the paperclip in the clear bowl of water. It should sink.)

Now, what if I told you that I could make this paperclip float? Would you believe me? Or would it feel so impossible you would have to see it to believe it? (Pause for responses.)

Let's try it now. (Put a small paper towel about the size of a Post-It Note on the surface of the water and then carefully place the paper clip on the piece of paper towel. When the paper towel becomes saturated, it will sink, leaving the paper clip floating on the surface of the water.) Wow! That's amazing! The paper clip is floating! I wouldn't believe it if I hadn't seen it with my own two eyes.

Our Bible lesson today is about believing what we cannot see.

On the evening of the first Sunday after Jesus was crucified, His disciples were together in a locked room. They were afraid that those who had crucified Jesus would also want to put them to death. Suddenly, Jesus appeared in the locked room with the disciples. It was hard for the disciples to believe, but they saw Him with their eyes. Jesus showed them the wounds in His hands and His side, so they knew it was Him.

One of the disciples, whose name was Thomas, was not with the others when Jesus appeared to them. When they told Thomas they had seen Jesus, he did not believe them. He had seen Jesus crucified and buried; how could He be alive? Thomas said, "Unless I see the wound in His side and put my finger in the holes where the nails were in His hands, I will not believe it!"

A week later, the disciples were in the locked room again and this time Thomas was with them. Again, Jesus came and stood among the disciples. Jesus said to Thomas, "Put your finger here; see My hands. Reach out your hand and put it into My side. Stop doubting and believe."

Thomas fell on his knees and answered Jesus, "My Lord and my God!"

Jesus said to him, "Because you have seen Me, you have believed; blessed are those who have not seen and yet have believed."

You and I have never seen Jesus with our own eyes. The question is, will we be a doubter like Thomas? Or will we be blessed because we believe, even though we have not seen?

Dear Father, help us to believe in our heart those truths we find in Your Holy Word, even though we have not seen them with our eyes. Amen.

Interactive Group Activities  
by Carol Williams & Charles Kirkpatrick

**Sermon Title:** "Can You Believe It?"

**scripture Reading:** John 20:19-31

**"CROSS" Lacing:** Cut out two crosses from poster board and hole punch around the edges for children to lace up and hang at home or in the classroom. "I BELIEVE" is printed on the cross.

**LARGE PAINTED CROSS:** Crosses are cut out of one large piece of poster board ahead of time (for younger children) or older children could cut the cross out themselves. "I BELIEVE" is written on the cross using crayons and the children will paint the cross with sponges. It goes quickly with each child having a bigger soft round sponge. Children will love to take that large cross home!

**CHENILLE CROSS:** Make a cross out of chenille wire and hang a mini-sign saying "I BELIEVE" at the top.

**CROSS PUZZLE:** Make a puzzle with I BELIEVE and colored pieces that teacher will have cut up and put in separate envelopes for each child to piece together, or 2 children can work together, depending on ability.

**"TISSUE PAPER SCRUNCH CROSS":** Cut crosses out of poster board. The children will then take small pieces of colored tissue paper and crumple them up and glue them to the cross in a pretty design. You can then add a hanger or put a magnet on the back for the refrigerator.

**I BELIEVE GAME:** The teacher would state something almost UNBELIEVABLE in the Bible and the children will say I BELIEVE or I DO NOT BELIEVE! Questions could be from the story of Jonah, Daniel and the Lions Den, Esther, David killing a giant, turning water into wine, Jesus walking on the water, raising Lazarus from the dead, etc.

**I BELIEVE Poster:** Glitter glue I BELIEVE on a poster and let children add happy faces and cross stickers, etc. while discussing the lesson with children! Will we be a doubter or a believer? FAITH is believing in things NOT SEEN!!

**BELIEVING MATCH GAME:** The teacher will make up 2 identical cards of different types of crosses or Easter symbols, Bible verse references, etc and children can play a match game. Discussion about what the CROSS means to us and our BELIEVING!!!

**Song: "Only Believe" by Paul Rader, arr. by Charles Kirkpatrick**

Words and Music (pdf)



MP3 Piano Accompaniment - (Two measures introduction and sing twice.)

**Song: "He Is Lord" arr. by Charles Kirkpatrick**

Words and Music (pdf)



MP3 Piano Accompaniment - (Four measures introduction and sing twice.)

#### **About Carol Williams**

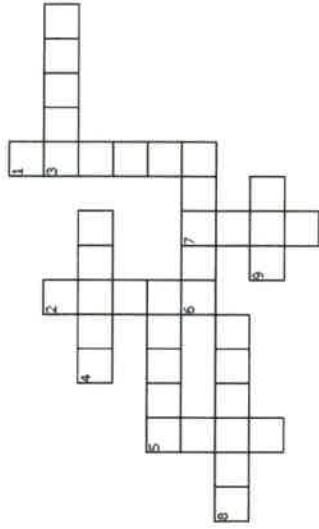
Carol and her husband have served churches in Illinois, Minnesota, Mississippi, Michigan, and Indiana. Carol loves to work with children so you will find her teaching in Junior Church and children's Sunday School. She also has clowning ministry in which she is known as Bubbles to (the clown).

Copyright © 2001-2022 Sermons4Kids, Inc.

All Rights Reserved

[Sermons4Kids.com](http://Sermons4Kids.com)

# Crossword Puzzle



## ACROSS

- To be in a state of pleasure, satisfaction, joy or delight
- Free from conflict; getting along with others; opposite of war
- To be undecided or unbelieving that something is true
- The body parts at the end of the arms
- Not open
- To break God's law

PEACE	DOOR	HANDS	FAITH	HAPPY
NAIL	THOMAS	CLOSED	SIN	DOUBT



Copyright © Sermons4Kids, Inc.  
May be reproduced for Ministry Use

# Children's Worship Bulletin

## Doubting Thomas

John 20:19-31

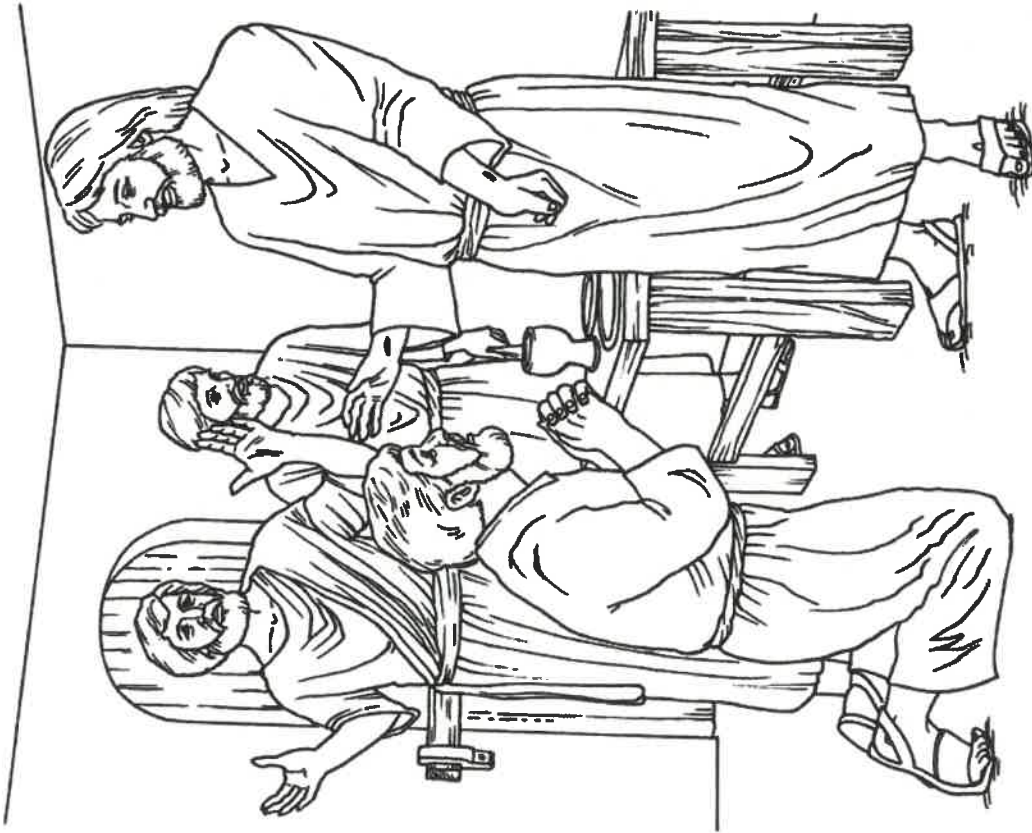
## Word Search Puzzle

Y J M N P S M B J D J Y D J S  
 C X I T A T F M L H O Y W A X  
 W X R K N Y G X P O F O M E D  
 X M A D V Y G E A X C O R E H  
 R X C C J V D R L X H K V S A  
 T L L U V E D A E T N E E D M  
 T K E S H E H I R C I N S D S  
 O X S C W B A S S L O C Y N T  
 G R U O L K N Z E C L R G D N  
 E O H D Q Z D B H J I I D E P  
 T S I U J J S A S R S P F E Z  
 H N T F E K D P I A M I L B D  
 E T W U S N K D D U L G E E E  
 R S R N U K P S E S L V H N S  
 R P T V S V D O U B T I N G B

JESUS	TOGETHER	DOUBTING	RECORDED
MIRACLES	SIGNS	SHOWED	BELIEVED
DOORS	LIFE	HANDS	DISCIPLES
TOUCHED	THOMAS	SIDE	LOCKED

Your Church Name Here  
Anytown, Anywhere

# Coloring Page





Jesus Appears!

From BibleStoryCard Learning System(tm) Coloring Book © 1996 Wesleyan Publishing House. Used by permission. Additional BibleStoryCard resources are available by calling 1-800-493-7539 or visiting online <http://www.wphonline.com>

# Maze Puzzle

Stop doubting and believe!





# Thomas

**John 20:19-29**

"Thomas" illustration Copyright © IN TOUCH MINISTRIES.

In Touch Interactive Dept. Used with permission.

In Touch Ministries, P.O. Box 7900, Atlanta, GA 30357.

All rights reserved. [www.intouch.org](http://www.intouch.org)