

Praise Parade

Theme

Jesus enters Jerusalem as King.

Object

Kazoos, pom poms, noisemakers, flags, drums, triangles, tambourines (anything that would be used to celebrate at a parade)

Scripture

Luke 19:28-40

Do you know what we are going to do this morning? We are going to have a parade! (Start passing out music instruments as you continue.) I brought a lot of musical instruments, noise makers, and flags — enough for everyone. What should we call our parade? How about the Praise Parade? We are going to have a Praise Parade for Jesus! (When you have finished passing out all of the instruments, lead the children in a parade around the room, through the hallway and back again.) Here we go, follow me. (Lead kids in shouting, "Hosannah!" and "Glory in the highest!")

Wow! That was exciting, wasn't it? There is hardly anything that is more fun and exciting than a parade. Have you ever been to a parade? Perhaps it was a circus parade, or a Christmas parade, but I am sure you have all been to a parade. Sometimes a parade is part of a really big celebration. Our parade today reminds me of something that took place in the city of Jerusalem about 2,000 years ago.

Jesus and His followers were traveling to the city of Jerusalem. The city was going to have a big celebration called Passover that would last for a whole week. Have you ever been to a party that lasted a whole week? As they were traveling, they came to a place called the Mount of Olives. They stopped there and Jesus gave His disciples some special instructions. "Go into that village over there," He told them. "As you enter it, you will see a young donkey tied there

that no one has ever ridden. Untie it and bring it here. If anyone asks, 'Why are you untying that donkey?' just say, 'The Lord needs it.' "

So the disciples went and found the young donkey, just as Jesus had told them they would. And sure enough, as they were untying it, the owner asked them, "Why are you untying that donkey?" Hmm...now what was it they were supposed to say? Right! They simply answered, "The Lord needs it."

The disciples took the young donkey to Jesus and they put coats on its back so that Jesus would have a nice, soft seat as He rode into town. Word spread quickly through the town that Jesus was coming. He had become quite famous because people had heard about His healing the sick and even raising the dead. As Jesus entered the town, a large crowd had gathered. People began to throw their coats on the road in front of Jesus. They cut branches from the palm trees and waved them and they began to shout, "Hosanna! Blessed is the One who comes in the name of the Lord."

It must have been quite the parade as Jesus went through the streets of Jerusalem with everyone waving and cheering. (Invite kids to celebrate with their parade prop.) We call this celebration Palm Sunday. But as exciting as all this was, the people really did not know who Jesus was. They thought He was going to set up an earthly kingdom and that He would do great things for them here on earth. They did not understand that His kingdom was in heaven. In just a few days, these same people who were shouting, "Hosanna!" would be shouting, "Crucify Him!" because He wasn't the kind of king they wanted.

The Good News today is that Jesus is King. He is the King of Kings and Lord of Lords. Today we are here to praise Him and we shout, "Hosanna!" Do you know what that word means? It means "Save now!" That is why we shout hosanna, because Jesus saves — Jesus alone.

Dear Father, our voices join with the voices of the people in Jerusalem some 2,000 years ago. Hosanna! Blessed is He who comes in the name of the Lord. He is our hope and our salvation. In His name we pray. Amen.

Interactive Group Activities
by Carol Williams & Charles Kirkpatrick

Sermon Title: "Praise Parade"

Scripture Reading: Luke 19:28-40

OPENING CLASS CHALKBOARD FILL IN: "BLESSED IS THE KING WHO COMES IN THE NAME OF THE LORD". Luke 19:38 Before class, the teacher will write some of the letters of the Bible verse on the board leaving blanks for children to fill in. The children will try to guess the letters that will complete the Bible verse.

PRAISE PARADE ACROSTIC: The children will complete an acrostic on the word PARADE with a word representing something that we should praise God for. (For example: P=parents; A=adults; R=rain; A=animals; D=doctors; E=electricity.

DONKEY PUPPET: Give each child a brown paper lunch bag to decorate as a donkey. ([Click here for a template](#)) Let the donkey puppet tell parts of our Palm Sunday story - or the puppet could answer questions about today's story as others ask questions.

EASTER PALM TREE: Each child will need a strip of brown construction paper which will form the trunk of the tree and one piece of green construction paper. The children will trace their hands on the piece of green construction paper, cut it out, and glue it with the fingers point downward to the tree trunk to form the branches of the palm tree.

TISSUE PAPER CROSS: Tape a piece of contact paper to the table for each child. Provide tissue paper for child to scrunch into tiny wads of paper and stick to the contact paper in the shape of a cross. When finished, the teacher will place another piece of contact paper over the top and then cut the tissue paper into the form of a cross and hang with a string from the top of the cross.

5 W'S: Poster board with the 5 W's for class discussion and filling in the answers during the discussion: Who - (Jesus and followers, etc); What - (Celebration - Passover); Where - (Jerusalem.... on the streets); Why - (Jesus was coming, or to get a donkey, or to celebrate the King); and When - (Shouted Hosanna just before they shouted Crucify Him days later because he wasn't the King they wanted, etc).

"HOSANNA/SAVE NOW" Craft: Have children decorate a small colored bag (purchased very inexpensively in craft sections) with HOSANNA.... SAVE NOW, stickers, etc and place a couple of small musical instruments that were used at the

beginning of the lesson (found in birthday sections of the stores - such as the "horn blower/noise makers" or harmonica's, etc). The Bible verse can be printed on the back of the paper bag for children to memorize during the week!

MUSIC IN ACTION: Sing "Hallelu, Hallelu" with hands waving over heads during the "Hallelu" and the music instruments shaking during the "Praise ye the Lord". Another activity that children like on this song is to divide into two groups and when you get to the refrain, have one group stand and sing, "Hallelu, hallelu, hallelu, hallelujah". They sit down as the other group stands and sings "Praise ye the Lord." Continue alternating in this manner until the last "Praise ye the Lord" which all stand and sing together. (Song sheet and mp3 accompaniment is provided below.)

PALM BRANCHES SKIT: Dress a child up as Jesus (towel over head and sandals, etc) while walking on towels etc or something to represent their cloaks. Other children can wave palm branches (found in craft sections, or homemade ones, etc) while "Jesus" walks by and everyone shouting -- HOSANNA! BLESSED IS THE ONE WHO COMES IN THE NAME OF THE LORD. If there is time, others could play the part of Jesus -- this will be a good way for children to learn their Bible verse as well. This might also be a little skit to be used at the beginning of the church worship service!

SNACK IDEAS: Lollipops, cotton candy, ice cream cones, cookies, etc

Song: "Hallelu, Hallelu " arr. by Charles Kirkpatrick

Words and Music (pdf)



Piano Accompaniment (MP3)

About Carol Williams

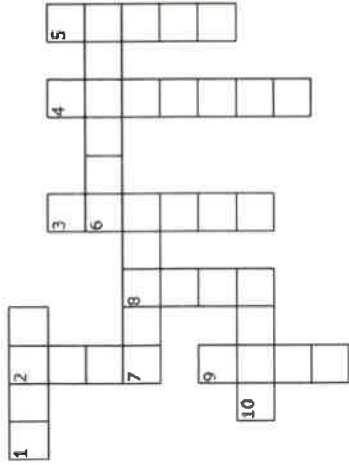
Carol and her husband have served churches in Illinois, Minnesota, Mississippi, Michigan, and Indiana. Carol loves to work with children so you will find her teaching in Junior Church and children's Sunday School. She also has clowning ministry in which she is known as Bubbles tc (the clown).

Copyright © 2001-2022 Sermons4Kids, Inc.

All Rights Reserved

Sermons4Kids.com

Crossword Puzzle



ACROSS

1. A male ruler of a country
6. To express admiration or approval of something or someone
7. To go into a place
10. A pathway for vehicles, persons, and animals; a street or highway

DOWN

2. What a person is called
3. To stretch out over a large area
4. A small town
5. The Son of God
8. Secured with a piece of rope
9. A young animal of the horse family; especially one under one year

PRAISE	ROAD	TIED	JESUS	COLT
ENTER	SPREAD	VILLAGE	KING	NAME



Palm Sunday

Children's Worship Bulletin

Palm Sunday

Luke 19:28-40

Word Search

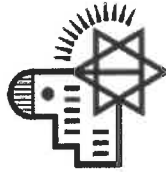
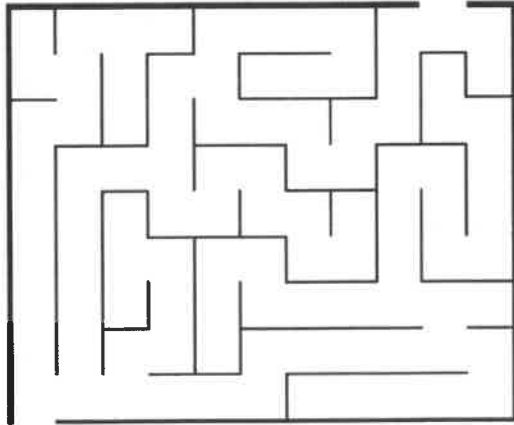
L M Z C L O A K S P D T Z L L
 G L O R Y N C V C D R Q B R K
 A L J E L A M T I O V A G N B
 R T O U J M J P C L L K I T M
 W C N R X E K L T S L T A S R
 I H E A V E N I J B O A U R E
 J N S I N T Y C N D K J G P V
 M E D J E P V F V G B W A E O
 Y L S C S T O N E S V E V E I
 X H A U R Q M B W D Z I X K C
 N E T X S O D T E P J W W N E
 P A P D O R W I V Q U I E T S
 A Y A T O W T D B L E S S E D
 G O V L W M I R A C L E S N Q
 R W S P R E A D I L B B Q J H

QUIET	ROAD	MIRACLES	HEAVEN	VILLAGE
VOICES	STONES	CLOAKS	GLORY	LORD
NAME	JESUS	PRAISE	KING	BLESSED
TIED	COLT	PEACE	CROWD	SPREAD

Your Church Name Here
 Anytown, Anywhere

Maze Puzzle

Join Jesus on the road to Jerusalem.



Fill in the Blanks

When he came near the place where the _____ goes down the Mount of Olives, the whole _____ of disciples began joyfully to _____ God in loud voices for all the _____ they had seen.

"Blessed is the _____ who comes in the _____ of the Lord!"
 " _____ in heaven and _____ in the highest!"

Luke 19:37-38 (NIV)

Word Bank

Peace road praise glory
 King crowd miracles name

Color Me!



The Triumphal Entry

Copyright © CalvaryCurriculum.com
 Used by Permission



The Triumphal Entry

Copyright © CalvaryCurriculum.com

Used by Permission