

# Mountaintop Experiences

## Theme

Meeting Jesus on the mountaintop is not a stopping place, it is a starting point.

## Object

A flashlight

## Scripture

Luke 9:28-36, (37-43a)

Have you ever had a day that was so wonderful that you wanted it to last forever? (Pause for response. Invite kids to share about a special day.) Did you know that Jesus' disciples had days like that, too? Our Bible lesson today is about one of those days.

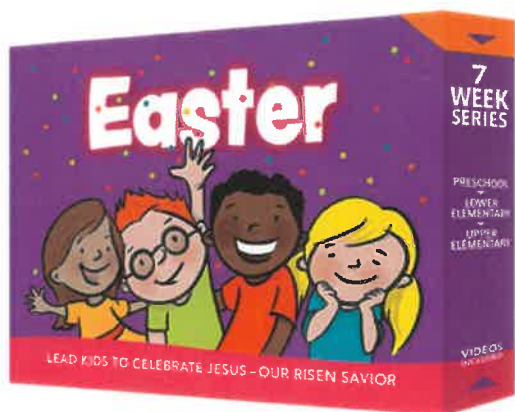
One day, Jesus took Peter, James, and John with Him up onto a mountain to pray. As Jesus was praying, something very strange happened. (Hold the flashlight under your chin.) The Bible says that the appearance of His face began to change and that His clothing became as bright as a flash of lightning. Then Moses and Elijah, two men who had gone to heaven a long, long time ago, appeared with Jesus. They were talking with Jesus about how He was going to die.

When Peter saw this, he could not believe his eyes. How could Moses and Elijah be here, standing and talking with Jesus. The whole thing was so incredible, Peter told Jesus that he thought that they should stay up there on the mountain and build three tents -- one for Jesus, one for Moses, and one for Elijah.

Peter didn't understand that this wonderful experience on the mountain was not meant to last. It was not a place to stop and set up camp, but a starting place for God's greatest gift -- the gift of salvation. Following this moment on the mountain, Jesus died on a cross, was buried, and rose from the grave so that you and I could have eternal life in heaven. If they had stayed on that mountain, they would have missed out on everything that was still to come.

You and I will have many wonderful experiences as we follow Jesus. There is a song that says, "Every day with Jesus is sweeter than the day before." How true that is! When we have a great "mountaintop experience" like Peter did in today's lesson, we may wish that it would never end. But remember, when we follow Jesus and accept Him as our Lord and Savior, the best is yet to come!

Heavenly Father, we thank You for all of the wonderful experiences You allow us to enjoy as we walk each day with Jesus. Help us to follow Him wherever He leads us. In Jesus' name, amen.



## Celebrate the Easter season

7 wonderful weeks of lessons with videos, games, & and more

**FREE TODAY**

Sermon Title: "Mountaintop Experiences"

Scripture Reading: Luke 9:28-36

### MOUNTAIN TOP PAPER MACHÉ®:

The class will use newspaper to create a paper maché mountain. Paper Maché the mountain and then stick toothpicks into it with little triangle banners stuck onto the toothpicks with some mountaintop experience for the children such as birth, first tooth, first day at school, salvation. Discuss that these experiences are starting places, not stopping places! Extra wet toweling will be needed for clean up! Suggest to children to think about mountaintop experiences during the week and bring more ideas the next week. Their mountain will be dried by the next week and ready to paint if desired.

### MOUNTAIN ART:

Give each child a large Mountain picture (triangle construction paper), a big yellow sun and 4 toothpicks. The mountain and the sun can be glued or taped onto a piece of poster board. Tape the 4 toothpicks onto the Mountain and have the children draw a head on each toothpick to make them look like the men in today's lesson (Jesus with Peter, James and John). An ink thumbprint would make a cute face for each man. Glitter could be sprinkled around the stick figure that represents Jesus, as well as a small white cloth on the "Jesus" toothpick! Children will have fun making legs and feet and arms to their toothpick. Tape a typed or written out Bible verse on the bottom of their art.

### MOUNTAIN TOP PAINTING:

The children will draw a mountain on a large piece of poster board and color it using markers. The teacher will provide little slips of paper with "mountain top experiences" written on them for children to choose from and to tape or glue onto the Mountain. Discuss some of the experiences that God might have planned for us if we turn our life over to HIM! (God knows the plans He has for us, Jeremiah 29:11)

### FRAMING A MOUNTAIN:

Find some beautiful pictures of mountains from old calendars or magazines and let the children pick out a picture that they would like to frame. Cut strips of construction paper for the children to use to paste around their picture to form a frame. Let the children decorate the border or write a caption at the bottom to say something similar to, "On the Mountain Top with Jesus."

### MOUNTAIN PRAYER:

Tape a large picture of a mountain on the wall and have the children gather together as they listen to the lesson while sitting at the foot of that mountain. At the close, ask the children to say sentence prayers THANKING JESUS for everything that He does for us. When everyone has said a sentence prayer, let the group stand and hold hands at the "foot of the mountain" and sing "Every Day with Jesus."

### TABERNACLE BUILDING:

For younger children, provide a sheet of construction paper, some craft sticks, and some glue. Tell the children that the disciples wanted to build three tabernacles on the mountain. One each for Moses, Elijah, and Jesus. Let the children glue the craft stick on the construction paper to make a tabernacle.

Song: "I Have the Joy" Arr. by Elaine Kirkpatrick

Words and Music (pdf)

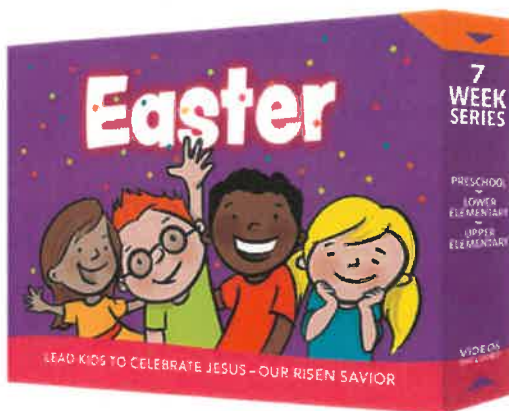
MP3 Piano Accompaniment Track (4x) - Right click and save to your computer.

This song may be freely downloaded and reproduced for religious or educational use by churches, schools, home schoolers, and other non-profit organizations.

Song: "Every Day With Jesus" by Wendell P. Loveless

Words and Music (pdf)

MP3 Piano Accompaniment Track - Right click and save to your computer.

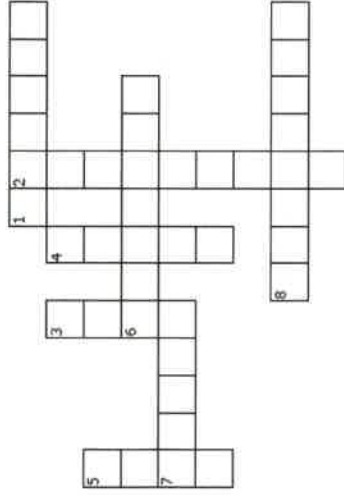


## Celebrate the Easter season

7 wonderful weeks of lessons with videos, games, & and more

**FREE TODAY**

# Crossword Puzzle



## ACROSS

- Ready to go to bed or take a nap
- Things such as a dress or trousers that you wear to cover your body
- The opposite of being asleep
- A raised part of the Earth's surface, much larger than a hill

## DOWN

- A flash of bright light in the sky produced by electricity
- The front of the head, where the eyes, nose and mouth are
- A grey or white mass floating in the sky, made of very small drops of water
- To speak to God

MOUNTAIN	FACE	LIGHTNING	AWAKE
PRAY	CLOTHES	SLEEPY	CLOUD



Copyright © Sermons4Kids, Inc.  
May be reproduced for Ministry Use

# Children's Worship Bulletin

## The Transfiguration

Luke 9:28-36

## Word Search

D Y G M S T A L K I N G I M J  
L E N U O E U S G S F P E F O  
A T S C S U E M E D T C P A H  
B E K E H M N L L W A G M P N  
J R S J A A P T G F C U J P I  
K O I J I I N N A R G O T E I  
M V N G C Z I G J I K P G A B  
P X M S H N Q B E Y N Q V R Y  
R I I W T T I Y T D J F U E C  
A D D H D V R M K P E L G D H  
Y E G U H X A F N E K A V E O  
W I O D E P X Q B T W S O J S  
L L R V E T R R F E E H I Z E  
C C L O T H E S H R E E C X N  
C D H N P Y E L I J A H E J F

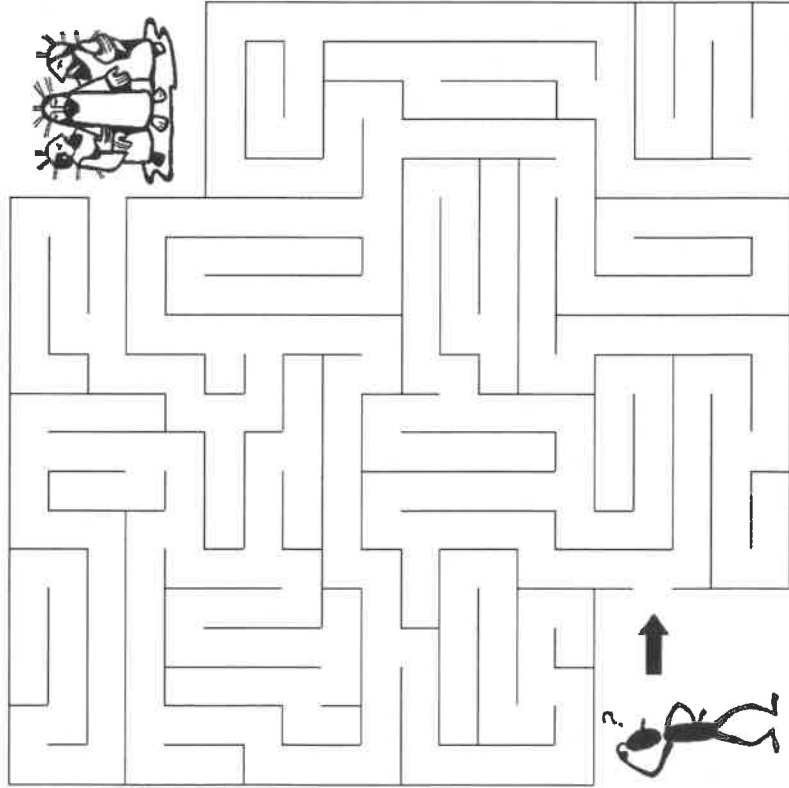
FLASH	LIGHTNING	MOSES	JOHN	MOUNTAIN
CLOUD	PETER	CHANGED	VOICE	JESUS
JAMES	PRAY	CHOSEN	CLOTHES	ELIJAH
TALKING	FACE	BRIGHT	APPEARED	DISCIPLES

Your Church Name Here  
Anytown, USA

# Maze Puzzle

## The Transfiguration

Can you find the way to Jesus, Moses, and Elijah on the mountain?



# Coloring Page



## The Transfiguration

Two men, Moses and Elijah, appeared in glorious splendor, talking with Jesus.  
Luke 9:30 (NIV)

Copyright © CalvaryCurriculum.com  
Used by Permission



The Transfiguration

Copyright © CalvaryCurriculum.com

Used with permission

Sermons4Kids.com