

Pass the Salt

Theme

We are called to be salt in the world.

Object

A shaker of salt, a brightly colored shirt, a leather belt, a plastic toy.

Scripture

Mark 9:38-50

Everyone knows what salt is, right? (Hold up the salt shaker.) We use it everyday to make our food taste better. Imagine eating a hamburger and French fries without salt. It wouldn't have much flavor, would it?

But salt has more uses than just making our food taste better. It's used to make over 14,000 different products, some of which we use every single day.

- Salt is used in setting the dye in fabrics. Without salt, the bright colors that we wear today would quickly wash out of our clothes, making them dull and less vibrant. (Pass around the shirt.)
- Salt is also used in leather making. Without salt, we would not have many of the leather products that we use every day -- like this belt. (Pass around the belt.)
- Salt is used to make plastic. Without salt, we might not have many of the plastic toys that we play with. (Pass around the toy.)

People have known about the usefulness of salt for many years. A grain of salt may be small, but it's very valuable. At one time, salt was so important that people were paid with salt instead of money.

Jesus knew the power of salt in our lives. He even used it to tell His followers how He wants us to live. Jesus said, "Salt is good, but if it loses its saltiness, how can you make it salty again? Have salt in yourselves, and be at peace with each other."

We are called to be salt in the world. This means to flavor our world with the love of Jesus, and to be led by Him in making the world a better place.

Dear God, help us flavor our world with Your love. Help us make the world a better place. In Jesus' name, amen.

Sermon Title: "Pass the Salt, Please!"

Scripture Reading: Mark 9:38-50

PASS THE SALT RELAY:

Have all the children form a long line for two teams and at the sound of GO, the children will pass a salt shaker from one to another --- but.... over the head and the next one will go between the legs to pass the shaker and then next will go over the head, etc...until the shaker reaches the last person in line and that person will run to the front and start passing the salt shaker the same way. Continue the game until all the players have been at the starting of the line to pass the shaker. Tell children to say, Pass the Salt please, as they wait for the next player to pass them the salt, over or under!

LESSON OBJECT HUNT:

Send the class children out for an object HUNT to find the objects needed in today's lesson... a salt shaker, brightly colored shirt, a leather belt and a plastic toy. Hide the items in difficult places and then tell the children when they're getting "hot" (close), or "cold" (farther away). Have children form a circle on the floor with the items and then listen to the teacher share today's lesson with those items.

SALT SHAKER POCKET:

Give children supplies to decorate a large salt shaker with words from today's prayer. Tack to a bulletin board and leave an open space at the top for the words that the children will place in there. Then have children pick words from today's Bible verse out of a basket and put the words into the salt shaker pocket that the children have decorated. After all the words have been said and jumbled in the salt shaker, let the children take turns in taking words OUT of the salt shaker and putting in order on the classroom table.

SALT SHAKER VERSE:

Give each child an inexpensive plastic salt shaker from any \$\$ store and provide the Bible verse slip of paper that they can lightly color and tape around the salt shaker. Encourage children to put their salt shaker on their own kitchen tables at home to remind them about adding flavor to their world with GOD's love.

PAPER BAG PUPPET:

Give each child a paper bag to color and decorate to look like themselves. Add a thin layer of glue and let children sprinkle salt on the top of their bags, to remind them to take their puppet home and be reminded of being the salt to the world. Have children write their name on the bag and write, "I AM CALLED TO BE THE SALT IN THE WORLD."

SALTED FALL LEAVES:

Let children go on a nature walk if time allows to find some leaves for this craft. Otherwise, the teacher can have some leaves available for children to place a thin layer of glue on the leaves and sprinkle with salt. Tell children how to be salt to the earth and let other's know of God's love. This would be fun for children to be able to do the leaf hunt and the salting outside in the fresh air!

SALTY WORLD:

Give each child a picture of a globe of the world. Children could color their world picture and add special places if desired. Then let them spread a thin layer of glue on that globe world and sprinkle salt on the world. Hang the "salted world" by yarn around the classroom!

SALTY SNACK:

Give each child a large salty pretzel or a twisted pretzel to brush water on the twisted warm pretzel and sprinkle salt on the pretzel for today's SALTY SNACK.

Song: "A Little Bit of Salt"

Words and Music PDF

Accompaniment MIDI

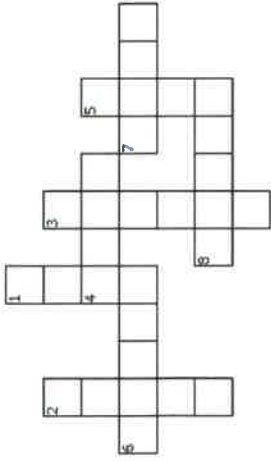
Song: "I've Got Peace Like a River

"

Words and Music (pdf)

MP3 Accompaniment Track

Crossword Puzzle



ACROSS

- A white mineral compound used on food as a seasoning
- Sweet, sour, salty, or bitter qualities of food and drink
- Not bad
- The earth and all of its inhabitants

TASTE
LOSE

FOOD
FLAVOR

WORLD
SALT

PEACE
GOOD

DOWN

- To no longer have something
- Freedom from arguments and disagreements
- The way a food or drink is recognized from its taste
- What we eat to get the nutrients that our body needs

Children's Worship Bulletin

Pass the Salt, Please

Mark 9:38-50

Word Search Puzzle

F E K R J I S H A K E R B G C
Y F D T I B B R A D C P O Y
V G A O F D H E L P K O G L
I U S Y E L B T O U Z R E A I
G J A S Z D T T I X E E K S H
Q K S K L L G E T H H C D N F
X E C R A I B R T D L H J F V
H Z O S V W O A O A P E A C E
B W P V E T E O C E E T C P I
N I L G K L F I R T G N V Q X
K H A F R Q M O S E Z O E X E
O V S D O E V A T D O H O Z C
Z Z T M H A T A C Y U Y D D
T V I C L R W C K F Q E Z K P
N H C F S H I R T V H Q S O K

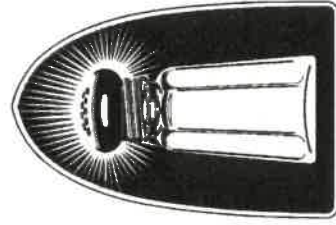
FOOD
SHAKER
WORLD

SHIRT
CHEMICAL
TOYS

BETTER
FLAVOR
GOOD


TASTE
SALT
DYE

PLASTIC
PEACE
LEATHER



**CALLED TO
BE SALT**

Coloring Page



“Salt is good, but if it loses its saltiness, how can you make it salty again? Have salt among yourselves, and be at peace with each other.”

Mark 9:50 (NIV)


Decoder Puzzle

Each number represents a letter of the alphabet. Substitute the correct letter for the numbers to reveal the coded words.

1	2	3	4	5	6	7	8	9	10	11	12	13	14	15	16	17	18	19	20	21	22	23	24	25	26	27	28	29	30	31	32	
Q	Y	I	K	M	E	F	S	C	L	R	A	G	B	É	J	H	Ü	U	I	Ó	D	V	T	P	X	Z	N	W	Á	Ñ		

- 26-11-13-9-25-4-10 _____
- 8-11-13-24-1-12 _____
- 23-3-7 _____
- 25-13-9-25-7 _____
- 8-1-1-23 _____
- 9-13-11-25 _____
- 30-1-12-11-23 _____
- 11-7-13-25-18-7-12 _____
- 26-7-13-10-7 _____
- 11-1-9-7 _____

TASTE	LOSE	SALT	FOOD	LEATHER
DYE	FLAVOR	PLASTIC	WORLD	PEACE





You are the salt of the earth.

Matthew 5:13