

A Word to the Wise

Theme

Worship and right living

Object

A bundle of personal letters tied together with a ribbon

Scripture

Be very careful, then, how you live —not as unwise but as wise, making the most of every opportunity, because the days are evil. Ephesians 5:15-16 (NIV)

How long has it been since you wrote a letter? I mean a real, honest-to-goodness, hand-written letter. We don't write letters much anymore, do we? Letters have pretty much been replaced by phone calls, emails, text messages, and tweets. But there was a time when letters were our main way of staying in touch with friends and family. I still remember when I left home and went away to college. Every day I went to the mail box hoping to get a letter from home. These letters were always full of news about the family and also contained a lot of good advice from mom and dad. They would often suggest things like:

- Don't stay out too late
- Get plenty of rest
- Keep your room clean
- Study hard
- Remember what we taught you

Today's Bible lesson is a letter from the apostle Paul to his friends in the church at Ephesus. Paul was a missionary and he traveled all around starting new churches. After starting a church, he stayed in touch with them through writing letters. Thirteen books of the New Testament are letters written by Paul to churches or people that he met while on his missionary journeys. That is almost half of the New Testament! Paul wanted to make sure that they were doing the things that God wanted them to do and were following the teaching of Jesus.

One of the great things about Paul's letters is that, not only did he give good advice to the people he was writing to, but his advice is just as useful for us today. Here are a few of the things Paul told the church at Ephesus that we would do well to follow.

- Be careful how you live
- Don't be unwise but wise
- Make the most of every opportunity
- Don't get drunk on wine
- Be filled with the Holy Spirit
- Sing and make music from your heart to the Lord
- Give thanks to God for everything

Writing letters may never be as popular as it once was, but thankfully, we still have the letters of Paul. They are full of great advice.

Father, we are thankful that your Holy Spirit inspired Paul to write such great letters. Help us to read and follow his advice so that we may live a life pleasing to you. In Jesus' name we pray.
Amen

Interactive Group Activities
by Carol Williams

Sermon Title: "A Word to the Wise"

Scripture Reading: Ephesians 5:15-20

FOLLOWING GOD'S INSTRUCTIONS: The teacher can have cut outs of feet/shoes in a designated area before class begins. Divide the children into 2 teams and the first team can run to find all the feet/shoe prints and put them in a line in the order that the teacher has numbered God's instructions, such as Shoe 1 - 1st commandment, Shoe 2 - 2nd commandment, etc. After the first team has found and placed all the shoes in order, they can take turns following the shoes to the final 10th shoe. Then that team can scatter the shoes all around the designated area and the other team can do as the first team did.

SHOE FIND: All the children can sit in a circle and take off their shoes. They will place their shoes in a big pile in the middle of a circle. The teacher will then call on one child to go to the shoe pile and find a shoe with "red on it", and another child will be next to find a shoe with a certain "word" on it, etc. Make sure all the children have an opportunity to find a shoe by following instructions.

HOPSCOTCH INSTRUCTIONS: Let children divide into two teams and play hopscotch -- jumping on each square and doing whatever the instructions are that the teacher has written in each square, OR there could just be numbers in each square and when the child jumps on one square, the teacher will read off what instruction corresponds to that number.. such as #1 (Jump 3 times); #2 (Hop on one foot); #3 (Say a Bible verse), etc.

LETTER WRITING: Provide children with paper and pens and stickers. Each child will write or draw one note or picture on the paper, about God's rules/instructions. Then pass their papers to the next person to the right, and the children will draw or write another instruction or encouragement. Continue to pass their letters to the right until everyone has written or drawn something on every sheet. Place the sheets on the classroom wall or bring to another class to hand out to other children or adults.

ALPHABET LETTERS: The teacher can cut out large alphabet letters to place on the classroom door or wall. Children can each take a letter to write something about today's lesson on each letter (similar to an acrostic). Make sure letters are bright colored and children have markers so that the word they write on the letter, will be clearly seen.

INSTRUCTION COLLAGE: Children can write all of the "instructions" from our lesson that Paul gave to Ephesus. Cut the strips of colorful paper with each instruction and let children glue or paste onto a piece of construction paper. Decorate between the pieces of paper and add a border with another color paper, to form a colorful collage of God's Instructions.

PLEASING JESUS CHAIN: Children can be given at least 12-15 thin slips of construction paper (about 1 inch wide and 3 inches long). Encourage children to write one of God's instructions on each slip of paper. After all their slips of paper have been written on, the children can loop them together to form a chain and hang "God's Instructions" around their necks.

WORDS TO THE WISE OWL: Children can be given a drawing of an owl or they can draw their own idea of a large owl. Encourage the class to write words from today's WISE instructions on the owl or some of God's commandments. Give children small sticks to glue on the paper for the owl to sit on as well as a few small feathers to glue to the owls body.

DOOR INSTRUCTIONS: Provide each child with a very long strip of paper (about 2 inches wide and about 3 feet long). Each child can decorate and color their strip of paper and write just ONE of God's instructions on the strip of paper. When all the strips of paper are completed, the teacher can tape them to the classroom door for the children to see and recite and to memorize as many of them as they are able.

SING A SONG: O Come, Let Us Adore Him (I have Venid Adoremus)

SHARE A SNACK: Children follow INSTRUCTIONS for this snack today. INSTRUCT each child to take one little bag, and then allow children to file around a table of snacks to place into their bags. Tell children simple instructions like ONE cupcake, TWO gums, THREE chocolate bites, FOUR mini cookies, etc, as teacher desires.

Song: "O Come, Let Us Adore Him"

Words and Music (pdf)



MP3 Accompaniment Track (right click to save to your computer)

This song is in the public domain and may be freely downloaded and reproduced for religious or educational use by churches, schools, home schoolers, and other non-profit organizations.

About Carol Williams

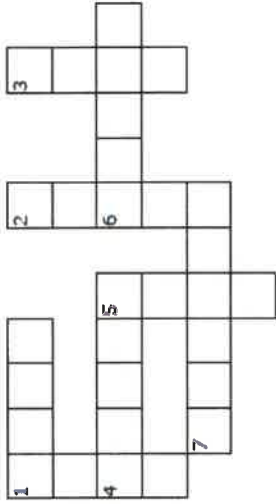
Carol and her husband have been in the ministry for over 35 years. They have served churches in Illinois, Minnesota, Mississippi, Michigan, and Indiana. Carol loves to work with children so you will find her teaching in Junior Church and children's Sunday School. She also has clowning ministry in which she is known as Bubbles tc (the clown).

Copyright © 2001-2021 Sermons4Kids, Inc.

All Rights Reserved

Sermons4Kids.com

Crossword Puzzle



ACROSS

1. A drink made from fruit, especially grapes
4. A short musical composition with words
6. Beautiful sounds made by the voice or instruments
7. To express appreciation for something

DOWN

1. Having good judgement or common sense
2. Songs of praise to God
3. Something that causes great harm
5. To make music with the voice

SING	SONGS	THANKS	HYMNS
MUSIC	WINE	WINE	EVIL



Copyright © Sermons4Kids, Inc.
May be reproduced for Ministry Use

Children's Worship Bulletin

A Word to the Wise

Ephesians 5:15-20


Word Search Puzzle

Q Y P N T X E R X Y X D Y E S
 Y W I N E F I L L E D D V V W
 M A W R P G O Z W B L J R I B
 M L E O S H Y M N S D O L K
 I Z S M O S C Q I X U R D J I
 G X R M N M H K Z G M U S I C
 L C V D G R T U V G G N W N S
 Q B P Z S R R N L S Y O K G K G
 B O W Z A I U P N P F P N D H
 P B T E P F M X B L I A A A L
 N S H E E S U G T X H R X Y C
 A X A R S R J T U T A D I S L
 Y C A L Q E L I V E J X D T A
 W C P O M O W I S E K Z S C S
 G O B O T S D K V L X O A F R

PSALMS	DRUNK	WISE	THANKS	SPIRIT
HYMNS	CAREFUL	WINE	DAYS	LIVE
MUSIC	HEART	FILLED	SONGS	EVIL

Church Name
Address
City

Coloring Page

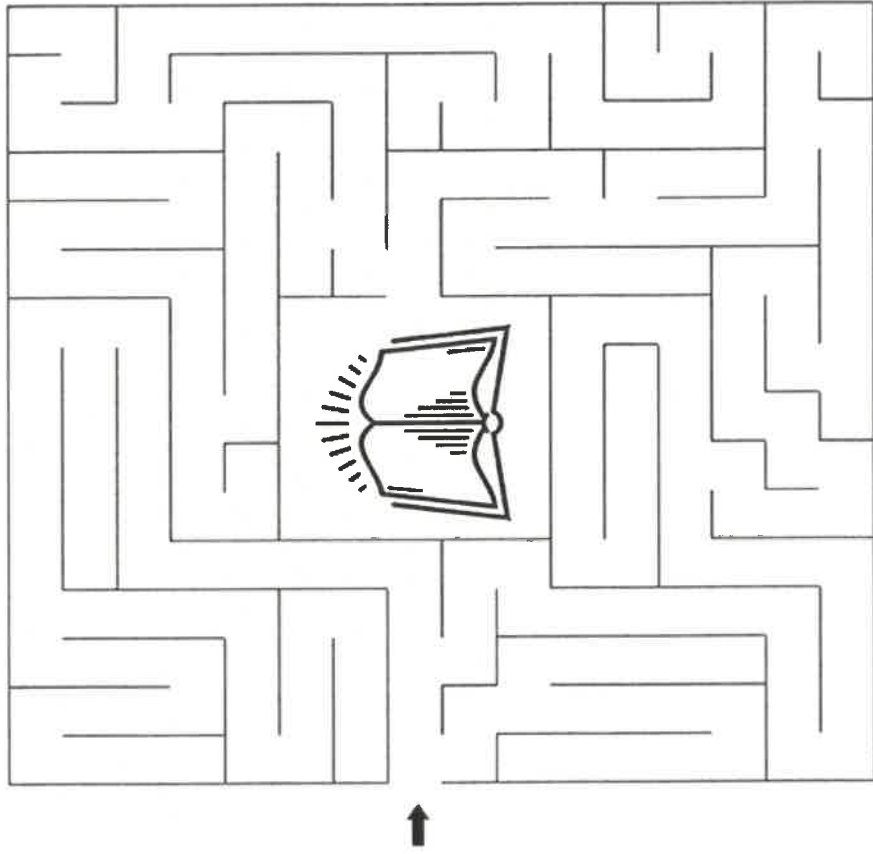


Let's praise Jesus!

From Thru-the-Bible Coloring Pages for Ages 4-8. © 1986, 1988 Standard Publishing.
Used by permission. Reproducible Coloring Books may be purchased from
Standard Publishing, www.standardpub.com, 1-800-543-1301.

Maze Puzzle

Looking for a Word from the Lord?



Be very careful, then, how you live — not as unwise
but as wise, making the most of every opportunity,
because the days are evil.

Ephesians 5:15-16 (NIV)



Let's praise Jesus!

From Thru-the-Bible Coloring Pages for Ages 4-8. © 1986,1988 Standard Publishing.

Used by permission. Reproducible Coloring Books may be purchased from

Standard Publishing, www.standardpub.com, 1-800-323-7543.