

There is Power in a Touch

Theme

Jesus is powerful.

Object

Gather objects that are soft, smooth, rough, bumpy, etc. (a pen, cotton ball, paper clip, stone, small orange) and put them into a paper bag.

Scripture

Mark 5:21-43

As you may know, we have five senses: sight, smell, hearing, taste, and touch. Each of these senses is very important to us. This morning we are going to test our sense of touch and discover the power that's ours in the sense of touch.

(Gather the children in a circle.) I have a bag full of different objects. Everyone will close their eyes, and I'll hand one of the objects to pass around the circle. Without looking, think about what the object is just by touching it.

(Have kids close their eyes, and then have them pass around one object.) I'll count to 3, and you'll shout out what you think the object is without opening your eyes. 1, 2, 3! (Pause.) Open your eyes. It's a [name of object].

(Repeat the same process for each object. Invite kids to tell how they knew what each object was.)

The sense of touch is very important, isn't it? We can often tell what an object is by its size, shape, and texture -- all of which can be learned by using our sense of touch. In the Bible, Jesus showed His power through touch. We'll hear about two ways He used touch to help people. Since Jesus is showing His power through touch, whenever I say the word, "touch," you'll say,

"Power!" and do this motion. (Demonstrate for kids how to hold their palms up and facing outward, shaking them like "jazz hands.")

One day Jesus was walking through a large crowd. The people were crowding around so that he could hardly move. There was a woman in the crowd who was not well; her body had been bleeding for 12 years. There wasn't even a doctor who could help her. But she thought Jesus could heal her. She thought, "If I could just get close enough to touch (pause) his robe, I would be healed." So she pushed through the crowd and did it! And she was immediately better!

When the woman touched Jesus, He felt the power go out of Him. When He found out who touched (pause) Him, He said, "Your faith has healed you. Go in peace and be free from your suffering."

At this same time, Jesus was actually on His way to help a church leader whose daughter was very sick. After the woman had touched (pause) Him, He learned the girl had died. Then He told everyone, "Have faith!" and He made His way to the church leader's home. When Jesus saw the people crying over the girl's death, He told them she was only sleeping. This made them laugh, but He still went and touched (pause) her hand and said a prayer. And she got up!

The power in Jesus' touch (pause) is amazing!

Dear God, we long to reach out and touch You and to feel Your power in our lives. Please help us see and feel Your power. In Jesus' name, amen.

Interactive Group Activities
by Carol Williams & Charles Kirkpatrick

Sermon Title: "There Is Power in a Touch"

Scripture Reading: Mark 5:25-34

WHO TOUCHED ME? GAME: Have the children sit in a circle. One child will sit in the middle and is blindfolded. The children will take turns as the teacher quietly points to someone to go to the child in the middle and TOUCH that child and quietly return to the circle. Remove the blindfold and let the child try to guess who TOUCHED him/her. If he guesses correctly, then that child goes to the middle to be blindfolded.

TEACHER TOUCHES: Blindfold the teacher and let the children take turns touching the teacher and the teacher will have to guess what part of the child's body touched the teacher's back - such as a finger, a nose, an elbow, a toe, an ear, etc!

POWER TOUCHES: Give the children wooden blocks, plastic bowling pin, dominoes or other items that the teacher may choose that can be easily knocked over by a TOUCH. Let one team pile up or line up some items and the other team will TOUCH them and knock them down! Switch teams and play again. Tell children to listen to the Bible story today and see what a TOUCH did in the story and the power that Jesus has!

TOUCH RELAY: Divide the children into teams. The teacher or leader will tell the first person on each team to run to a paper bag, and with their eyes closed, find something smooth. The children will quickly find a SMOOTH item and run back to the team. Then the teacher will then tell the next team member to find something soft, or bumpy, or hard, or liquid. Continue to play the relay as time allows.

HAND WREATH: Give the children supplies to trace their hands and cut out about 10 hands that have been traced. Color the hands and then glue them around the edges of a paper plate. The children can then write REACH OUT TO JESUS FOR POWER on the inside part of the plate and color the edges. Hang the plate by a ribbon at the top that is hole punched.

HAND REACHING: Let the children trace and cut out several hands each and tape them to long narrow strips of poster board on the wall. Tape the hands wrist to wrist to finger tips until a long line of hands is formed. Write REACH OUT TO JESUS in large letters at the end of the line of hands!

POWER PAPER: Have the children cut out block or balloon letters for the word P-O-W-E-R and glue the letters to a piece of construction paper. Have smallslips of yellow paper for children to glue onto the paper sticking out around the word POWER. The children can write JESUS HAS... around the piece of construction paper and display their power papers around the room.

BIBLE VERSE PICTURE: Give the children a copy of today's Bible verse that is written or typed out, with a few of the KEY WORDS missing. Have the children fill in the missing words. The paper could already have the tracing outline of a woman so that children could glue on a piece of cloth to form her dress and some yarn as her hair and some other color of paper for her shoes. Around the edges of this Bible verse picture, the children could write "FEEL THE POWER OF JESUS IN YOUR LIFE."

FAITH ART: Give the children bright colored markers and write the word FAITH in large block or bubble letters. Color around each letter several times with various colors of markers. Let children then write words representing things that faith produces such as peace, healing, power. Let the children put happy face stickers around their FAITH paper as well.

FAITH GLITTERING: Print the word FAITH on a piece of paper and let apply some glue to the word and sprinkle colored glitter to it. Let it set for a little while and then gently shake off the excess glitter! The children can hang their FAITH art on their wall at home to remind them to reach out in faith and touch Jesus to receive his POWER!!

SING A SONG: ONLY BELIEVE; JESUS HEALS THE BROKEN HEARTED

POWER SNACK: Provide the children with a bottle of POWERade and a POWER bar. Or let the children reach into a snack bag and take the snack of thei choice.

Song: "Only Believe"

[Words and Music \(pdf\)](#)



[MP3 Accompaniment Track \(right click to save to your computer\)](#)

Song: "Jesus Heals the Broken Hearted"

[Words and Music \(pdf\)](#)



[MP3 Accompaniment Track \(right click to save to your computer\)](#)

These songs are in the public domain and may be freely downloaded and reproduced for religious or educational use by churches, schools, home schoolers, and other non-profit organizations.

About Carol Williams

Carol and her husband have served churches in Illinois, Minnesota, Mississippi, Michigan, and Indiana. Carol loves to work with children so you will find her teaching in Junior Church and children's Sunday School. She also has clowning ministry in which she is known as Bubbles the clown.

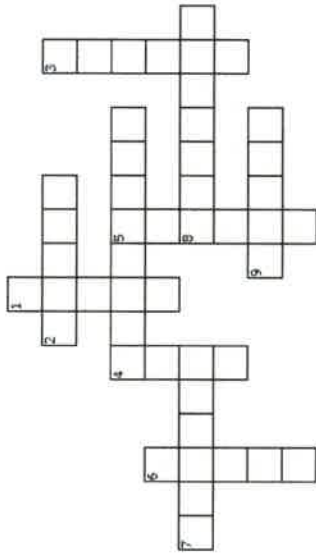
Copyright © 2001-2021 Sermons4Kids, Inc.

All Rights Reserved

Sermons4Kids.com

Crossword Puzzle

Jesus Heals a Woman



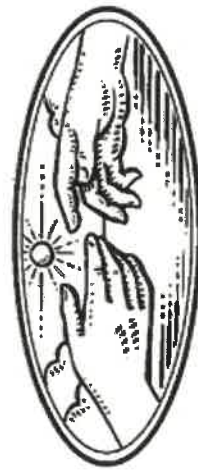
ACROSS

- To put the fingers lightly on something
- Losing blood from a cut or a sore
- To be cured or restored to health
- The things you wear to cover your body
- A human adult female

DOWN

- Physical strength or force
- To experience physical or mental pain
- The main, physical part of a person
- A person who treats people who are sick or injured
- To believe in something you cannot see

FAITH	BLEEDING	SUFFER	BODY	WOMAN
DOCTOR	HEALED	CLOTHES	TOUCH	POWER



Copyright © Sermons4Kids, Inc.
May be reproduced for Ministry Use

Children's Worship Bulletin

There Is Power in a Touch

Mark 5:25-34

Word Search Puzzle

D B P V P F Z R L F F A I T H
 X C C A E L T Q G G B A A Z R I
 O M W S V T H G V U Q D R A X
 Y P R C T P E N V U G H T E R P S
 W W B T Y M L E E J H X Y I W
 P E W P O D B L E E D I N G Y
 A R F W D T O U K S F T H T E
 Z H L E T E L C E U U D L R A
 U T P A W F C A T S V Q P S R
 Y N E P E Z R L G O N E H U S
 Z B A K L K R E O N R C P F J
 I W C U V K T O E A U S D F I
 H I E Z E L E F W O K M E E U
 Q E T R U T H K T P A R G R E

SUFFER FEAR WOMAN WORSE FAITH
 PEACE FREE YEARS DAUGHTER TRUTH
 DOCTORS TOUCH BLEEDING HEAL GONE
 CLOAK TWELVE POWER BETTER JESUS

Your Church Name Here
Anytown, USA

Coloring Page



“If I just touch his clothes, I will be healed.”
Mark 5:28


Decoder Puzzle

Unscramble each word and then place the numbered letters in the numbered boxes at the bottom to reveal the answer.

1	2	3	4	5	6	7	8	9	10	11	12	13	14	15	16	17	18	19	20	21	22	23	24	25	26
A	X	K	H	O	M	T	W	P	E	U	S	R	F	Z	D	I	L	B	C	G	J	V	N	Q	Y

- 8-5-6-1-24 _____
- 7-5-11-20-4 _____
- 18-18-10-10-16-17-24-21 _____
- 16-5-20-7-5-13 _____
- 14-1-17-7-4 _____
- 19-5-16-26 _____
- 20-18-5-7-4-10-12 _____
- 4-10-1-16-10-16 _____
- 9-5-8-10-13 _____
- 12-11-14-14-10-13 _____

DOCTOR	FAITH	TOUCH	SUFFER	CLOTHES
WOMAN	BODY	BLEEDING	HEALED	POWER





Touching the Garment

Mark 5:24-34

From BibleStoryCard Learning System(tm) Coloring Book © 1996 Wesleyan Publishing House
Used by permission. Additional BibleStoryCard resources available by calling 1-800-493-7539 or visiting
online

<http://www.parable.com/>