

As I Have Loved You

Theme

We are to love others as Jesus loves us.

Object

A bag of suckers with various flavors, including butterscotch

Scripture

John 15:9-17

This morning I have a bag of suckers. As you can see, they come in many different flavors.
(Name the flavors in the bag.)

In my experience, kids can be particular about the flavor they choose, which means I almost always end up with only butterscotch suckers when all the other flavors are gone. Personally, I'm not sure why kids don't want the butterscotch suckers--I love all the flavors, butterscotch or not! (Invite kids to share their favorite flavor and whether they'd ever choose butterscotch.)

Sometimes we treat people like those last-to-be-chosen, butterscotch suckers. In outdoor games, certain kids are always the last to be chosen. Other times, kids leave others out from gatherings, parties, or other activities. Maybe sometimes there are reasons, like the child left

out isn't a great athlete, or maybe he or she is interested in different things than your friends. Whatever the reason, it doesn't feel good to be left out.

- When was a time you felt left out or were chosen last?
- How did that make you feel?

Did you know you weren't alone in that sad time? Jesus was with you! He doesn't want anyone to be left out. In the Bible, He reminded His friends that He loves ALL the children, no matter what they look like or what their interests and talents are. And He wants us to love others like that, too. He said, "Love each other as I have loved you." Today we're going to think more about how to love everyone and not leave anyone out--butterscotch or not. (Let kids choose a sucker.)

Dear Father, help us to remember that Jesus taught us to love one another just as You loved Him and as He loved us. In Jesus' name, amen

Interactive Group Activities
by Carol Williams & Charles Kirkpatrick

Sermon Title: "As I Have Loved You"

Scripture Reading: John 15:9-17

SUCKER RELAY: Divide the children into teams or groups. Set a timer for the length of time you want the relay to last. When the timer starts, team members will take turns running to a bucket filled with small suckers and will take ONE sucker and run back to the team and put it in the team bucket. The relay will continue until the time is up. When the time is up, the children will count their suckers and see which team has the most. Tell the children that each sucker represents other boys and girls who need to be shown God's Love.

BUBBLE BLOWING: Give each child a small bottle of bubble soap and let them blow as many bubbles as possible during a specified time limit. Tell children that there are more boys, girls, men and women who need to know about God's love than all the bubbles they have blown.

LOVE RUN: Before class time begins, the teacher will put pieces of tape with GOD'S LOVE written on them at various places around the room. When the teacher says, GO FIND GOD'S LOVE, the children will search for the pieces of tape and quickly tape the words on a poster board until the designated time is up!

PEOPLE CHAIN: Provide the children with strips of various colors of construction paper that are all the same length and size. The children will be given a specified time limit to make as many paper loops linked together to form a chain. Explain to the children that each loop represents all the people, regardless of their skin color, that need to know GOD's Love.

PEOPLE FOLD OUTS: To begin making a paper doll chain, cut a sheet of construction paper in half lengthwise. Accordion fold your paper, making the folds as wide as you want your paper doll to be. Draw the doll shape onto the top fold. A basic doll shape is fine for beginners. Carefully cut out the design remembering that you should not cut the ends of the arms or the feet because this will make the chain fall apart. When opened up, the person should form a chain of 3 or 4 people. Let the children hang all their people on the wall representing those who need to know GOD's love.

HEART WREATH: Give each child a paper plate to lightly color and then glue or tape colored hearts all around the edge of the plate. Write today's Bible verse inside the

middle section of the plate.

LOVE PRAYER BAGS: Give each child a lunch bag to decorate with markers and stickers. The child will then be given cut out hearts to write a name of someone they know on each heart and place all of their name hearts INSIDE the lunch bag. Encourage the children to take one heart out of the LOVE BAG each day and say a prayer for that person to experience GOD'S LOVE that day. Make sure that everyone in the class writes their Sunday School classmate's names as well as the teacher's name!

LOVE CARD: Give each child a piece of card stock paper to fold and to write today's Bible verse inside the card. Write GOD'S LOVE on the outside of the card, as well as stickers, glitter, hearts, foam hearts or crosses. Children can be encouraged to stand their LOVE card on their dinner table at home.

SING A SONG: LOVE ONE ANOTHER

SHARE A SNACK: Let children decorate HEART SHAPED cookies with frosting and sprinkles and then eat their snack together. If time allows, children can decorate a second cookie to share with someone as they tell of GOD's love from today's story.

Song: "Love One Another"

[Sheet Music \(PDF\)](#)

[Piano Accompaniment \(MP3\)](#) Right click and save to your computer.

This song may be freely downloaded and reproduced for religious or educational use by churches, schools, home schoolers, and other non-profit organizations.

About Carol Williams

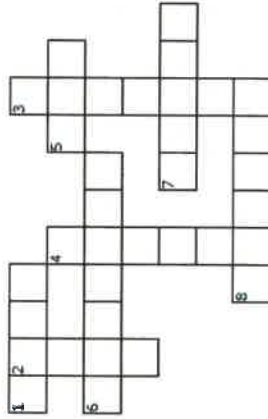
Carol and her husband have served churches in Illinois, Minnesota, Mississippi, Michigan, and Indiana. Carol loves to work with children so you will find her teaching in Junior Church and children's Sunday School. She also has clowning ministry in which she is known as Bubbles tc (the clown).

Copyright © 2001-2021 Sermons4Kids, Inc.

All Rights Reserved

Sermons4Kids.com

Crossword Puzzle



ACROSS

- To hold dear, to like or desire greatly
- A state of happiness or delight
- Someone that performs duties for a master
- To gain knowledge, skill, or understanding
- A person that you like very much

MASTER
FRIEND

OBEY
SERVANT

LOVE
LEARN

COMMAND
JOY

DOWN

- To do what you are told; follow the rules
- An order which a person is expected to obey
- One who has authority over another person

Children's Worship Bulletin

Love One Another

John 15:9-17

Word Search Puzzle

G Q R J N I L D R Z G F U R G
C O M A N D D I M Y T E Z I
G F S Y J F W J O K H N Y O J
Q W F L F R U I T W S C P M I
C H M E R B W Q J F N R U P O
T L D R I K O B U S I N E S S
Q X S X E J U O E R N L A Y R
O A P R N E N B A I F L I S R
M J L B D I O E D K R V T E T
L A F O S A B Y K N R A A U E E
M D S A V Y K N R A A U E E
Z H T T E P W L V E L S F F
Y M N P E H A R R P O I V Q
F F G P B R E E G Z H L H R I
R E M A I N S R V C E C D S A

FRIENDS
DOWN
LAY
SERVANTS

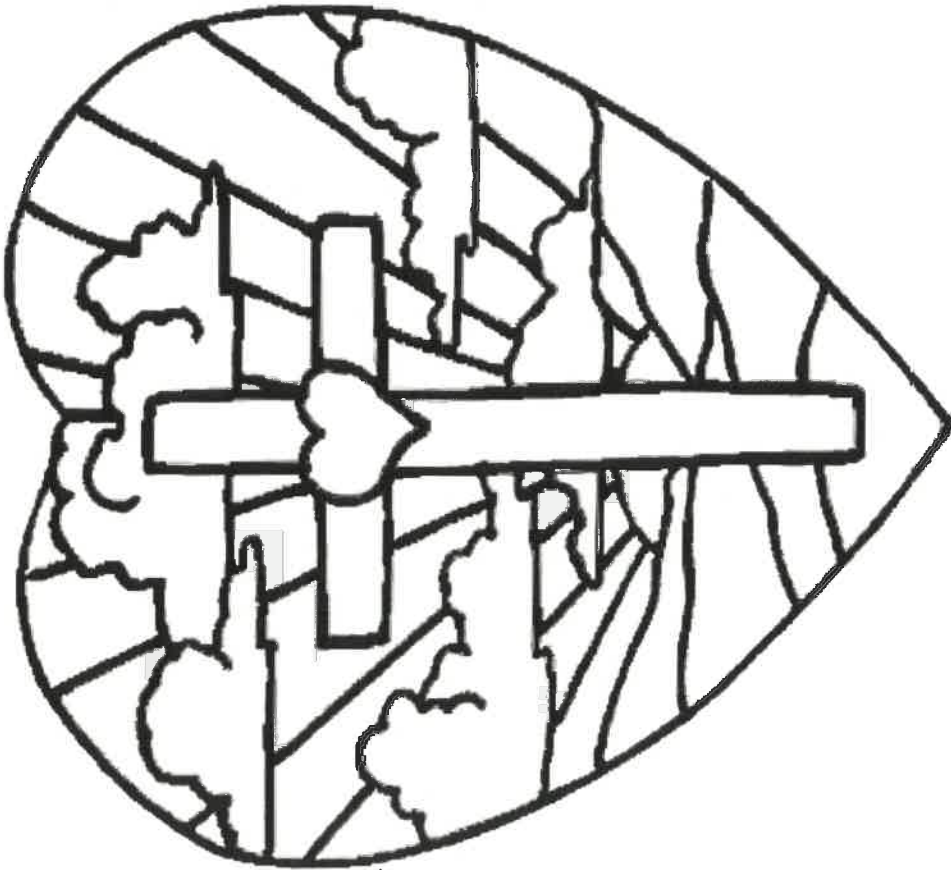
OBEY
BUSINESS
FATHER
GREATER

LOVE
BEAR
LIFE
COMMAND

FRUIT
MASTER
REMAIN
CHOOSE



Coloring Page



"My command is this: Love each other as I have loved you. Greater love has no one than this, that he lay down his life for his friends. You are my friends if you do what I command."

John 15:12-14 (NIV)

Decoder Puzzle

Each number represents a letter of the alphabet. Substitute the correct letter for the numbers to reveal the coded words.

X	J	R	Y	D	G	O	V	T	F	E	N	H	Q	W	C	L	B	U	A	S	M	K	P	Z	I
1	2	3	4	5	6	7	8	9	10	11	12	13	14	15	16	17	18	19	20	21	22	23	24	25	26


- 17-7-8-11 _____
- 3-11-22-20-26-12 _____
- 2-7-4 _____
- 10-3-26-11-12-5-21 _____
- 21-11-3-8-20-12-9 _____
- 22-20-21-9-11-3 _____
- 10-20-9-13-11-3 _____
- 16-7-22-22-20-12-5 _____

MASTER	FRIENDS	COMMAND	LOVE
SERVANT	FATHER	REMAIN	JOY



Love
One Another

Coloring Page



"My command is this: Love each other as I have loved you. Greater love has no one than this, that he lay down his life for his friends. You are my friends if you do what I command."

John 15:12-14 (NIV)