

The Power of God's Love

Theme

Jesus draws people to Himself.

Object

Several metal objects, such as paper clips, a washer, staples, and a jar lid; a strong magnet

Scripture

John 12:28-33

As you see, we have several small metal objects today. (Pass around the objects so kids can take a look.) We also have a magnet. Let's explore how the metal objects react to the magnet. (Lead kids in exploring.)

The magnet has great power and will draw many objects to itself. It reminds me of something that Jesus taught about Himself. The people who were following Jesus thought Jesus had come to set up an earthly kingdom. But Jesus came to earth to die for our sins so that we could join Him in His *heavenly* kingdom. Even so, because Jesus knew He would soon be crucified, He said to his followers, "I am very troubled...What should I do? Should I pray to the Father and ask Him to save me?"

How do you think you'd answer Him?

Jesus told the people, "No, this is the very reason that I came, and when I am lifted up, I will draw everyone to Myself." The Bible tells us that He told them that so they would know how He was going to die.

The drawing power of this magnet is very strong, but it's nothing compared to the drawing power of Jesus. When we see His great love, we're drawn to Him. He willingly died on the cross to pay the price for our sin, and when we trust in Him, we receive the right to become the children of God.

Even after we become God's children, we will still sin, and that's not pleasing to Him. But that doesn't mean He will stop loving us. He has the power to draw us back to Himself. There is no power stronger than the love of Jesus.

Dear God, we thank You that Jesus was willing to be lifted up on the cross so we can have eternal life. In Jesus' name, amen.

Interactive Group Activities
by Carol Williams & Charles Kirkpatrick

Sermon Title: "The Power of His Love"

Scripture Reading: John 12:28-33

TUG OF WAR: Divide the children into two teams and play tug of war. Ask them which team was stronger. Tell the children that today's lesson teaches us that God's love is strong enough to draw all men to him.

STRENGTH TRAINING RELAY: Divide the children into teams. Let the children run relays having to carry a heavy item to the finish line and back to their team for the next team member to carry the heavy item. The teacher will choose what the heavy item will be such as a bowling ball, a box with bricks in it, boxes of paper, etc. Tell children to listen to the lesson about GOD's power and strength today!

MAGNET MOMENTS: Give the children some small magnets of their own with several items that they can try to pick up and carry from one side of the room to the other. You may wish to divide the children into teams and see which team can carry all of their metal objects to the other side of the room first!

MAGNET CROSS: Give the children supplies to draw and cut out a cross. Provide glitter glue and stickers for decoration. Let children put a strip of magnetic tape on the back to stick to their refrigerator at home. Encourage children to write something such as POWER IN GOD'S LOVE on their cross.

CROSS ROPE: Give the children a piece of heavy card stock paper and 2 sections of heavy rope to glue or tape on to the card stock paper in the shape of a CROSS. Write, NO POWER GREATER THAN GOD'S LOVE and encourage children to write today's Bible verse around the edge of their paper.

PEOPLE ART: Let the children make finger print people using an ink finger print for the body and then add face, hair, arms, and legs, using a fine point marker or pen. Write the word JESUS vertically down the left side of the paper. Let children glue a small piece of "magnet" or draw a picture of a horseshoe magnet between the word JESUS and the people finger prints. Write at the bottom of the page, "People Art" - "JESUS DRAWS PEOPLE TO HIMSELF", John 12: 32!

POWER OF LOVE CARD: Give the children a half sheet of heavy card stock or construction paper. FOLD the paper in half so it will stand up. Let them write POWER OF LOVE on the front of the card. Write our our memory verse (John 12:32) on the

inside of the card and let children bring them home to place it on their dresser or on a table!

MAGNET TREATS: Hook small bags of M & M's or small treats to a paper clip and let children pull their treats across the table to themselves with a big magnet!

SING A SONG: My God Is So Great; Jesus Loves the Little Children; What a Mighty God We Serve

Song: "My God Is So Great"

[Words and Music \(pdf\)](#)



[MP3 Accompaniment Track \(right click to save to your computer\)](#)

Song: "Jesus Loves the Little Children"

[Music and Lyrics \(pdf\)](#)



[MP3 Piano accompaniment Track \(right click to save to your computer\)](#)

Song: "What a Mighty God We Serve"

[Music and Lyrics \(pdf\)](#)



[MP3 Piano accompaniment Track \(right click to save to your computer\)](#)

About Carol Williams

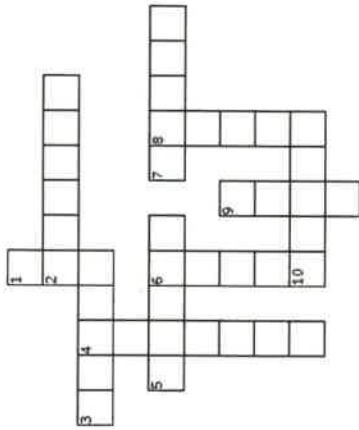
Carol and her husband have served churches in Illinois, Minnesota, Mississippi, Michigan, and Indiana. Carol loves to work with children so you will find her teaching in Junior Church and children's Sunday School. She also has clowning ministry in which she is known as Bubbles the clown).

Copyright © 2001-2021 Sermons4Kids, Inc.

All Rights Reserved

Sermons4Kids.com

Crossword Puzzle



ACROSS

2. To be raised up
3. A heavenly servant of God, often pictured as a human with wings
5. What we humans use to speak or sing
7. The Son of God
10. The end of life

DOWN

1. Everyone and everything
4. To bring praise and honor to God
6. A large group of people
8. The land surface of the world
9. To attract someone or something

DEATH	ANGEL	VOICE	EARTH	JESUS
ALL	DRAW	GLORIFY	LIFTED	CROWD



Copyright © Sermons4Kids, Inc.
May be reproduced for Ministry Use

Children's Worship Bulletin

The Power of His Love

John 12:28-33

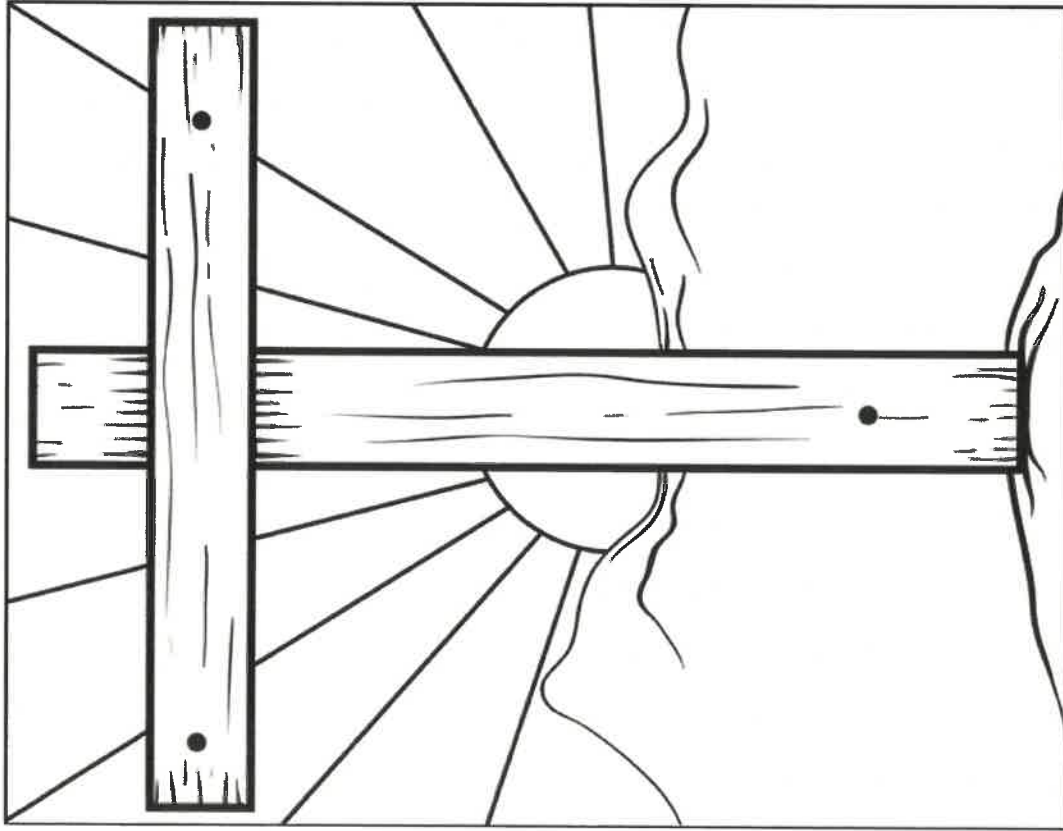
Word Search Puzzle

R D I E E H L T I F E E D F M H Q
 E N Q T D F I M P W X D Q E D
 I J R V L S M S O O M N U M N
 M A U E P F E R C G H E A R D
 E O S D R A C X K U R X M Z
 W Y X G G W E C L E A P K Z E
 M O I J K E T H D D R A W C V
 F X R R J T M N S H O W V W H
 A W E L B F U E V M V A X C T
 T Z W B D H P O N R A O W F B
 H U V O T P E R R T W N I O J
 E D P E H P W A I V I N G C G
 R I W A O I M T V N V K V E E
 C A G L O R I F Y E C M V L L
 W F G B L I F T E D N E Y Q F

WORLD	DIE	TIME	HEARD	CROWD
ANGEL	HEAVEN	MYSELF	LIFTED	MEN
VOICE	FATHER	GLORIFY	PRINCE	SHOW
JUDGEMENT	DRAW	EARTH	THUNDER	NAME

Your Church Name Here
Anytown, USA

Coloring Page




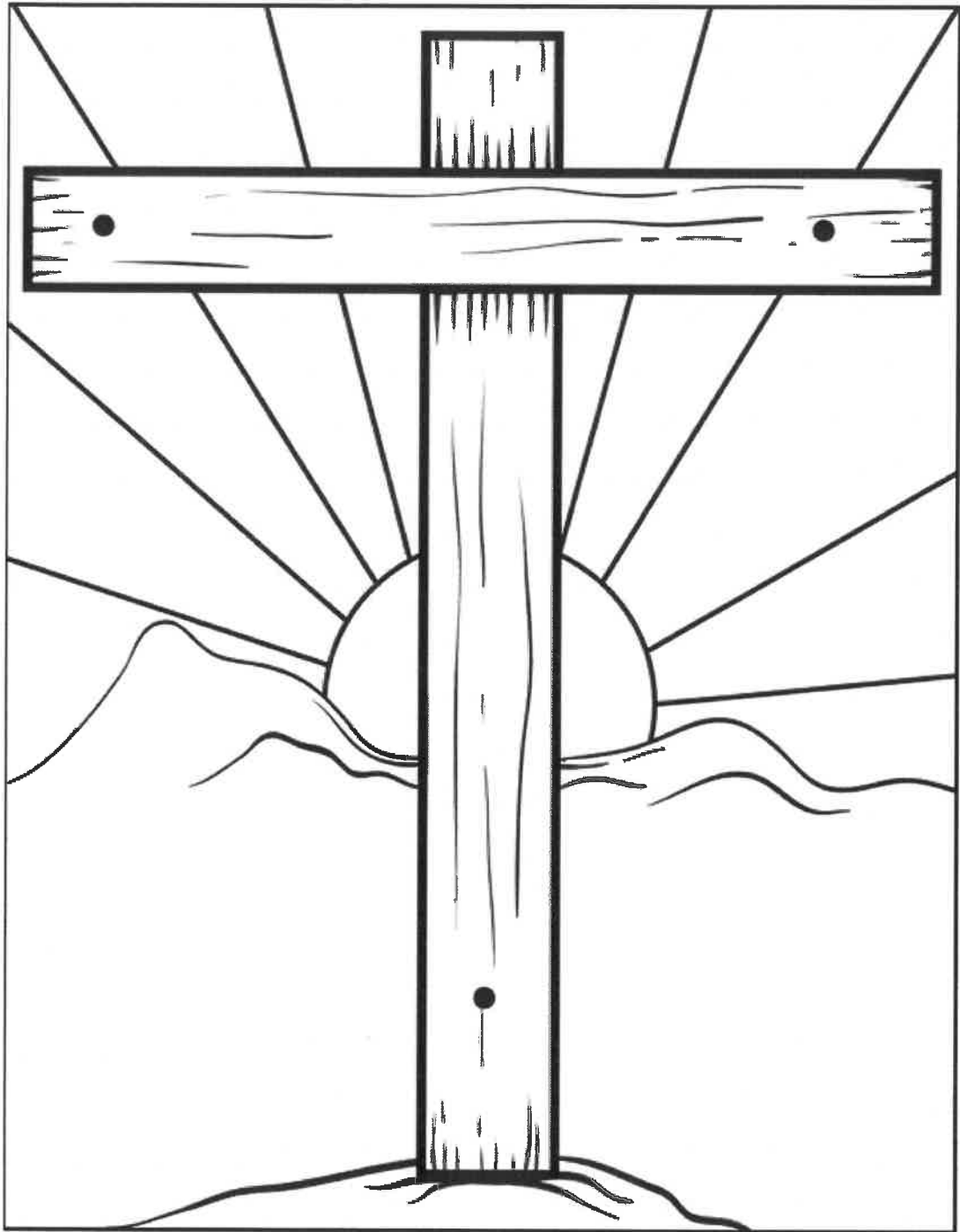
"And I, when I am lifted up from the earth,
will draw all people to myself."
John 12:32

Multiple Choice

Choose the word that best matches the definition.
Check your answers in John 12:28-33 (NIV)

1. Everyone and everything
A. lifted B. angel C. voice D. all
2. To be raised up
A. earth B. all C. voice D. lifted
3. A heavenly servant of God, often pictured as a human with wings
A. earth B. Jesus C. lifted D. angel
4. The end of life
A. all B. death C. voice D. crowd
5. To bring praise and honor to God
A. glorify B. death C. earth D. draw
6. The land surface of the world
A. earth B. lifted C. draw D. death
7. The Son of God
A. Jesus B. Andrew C. Philip D. John
8. What we humans use to speak or sing
A. all B. voice C. draw D. lifted
9. To attract someone or something
A. voice B. lifted C. draw D. crowd
10. A large group of people
A. death B. earth C. crowd D. draw





"And I, when I am lifted up from the earth,
will draw all people to myself."

John 12:32