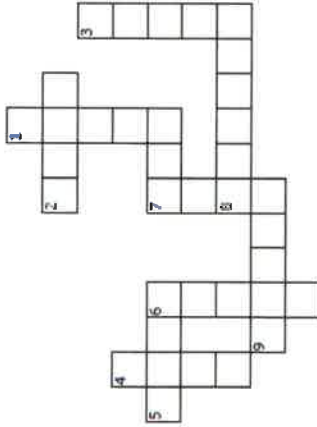


# Crossword Puzzle




## ACROSS

- You shall not make for yourself an \_\_\_\_\_ (a false god)
- You shall have no other \_\_\_\_\_ before me.
- You shall \_\_\_\_\_ commit adultery.
- You shall not \_\_\_\_\_ (kill)
- You shall not give \_\_\_\_\_ testimony against your neighbor. (untrue)

## DOWN

- You shall not \_\_\_\_\_ (to want something that belongs to another)
- \_\_\_\_\_ your father and your mother.
- Remember the Sabbath day by keeping it \_\_\_\_\_.
- You shall not \_\_\_\_\_ (to take what does not belong to you)
- You shall not misuse the \_\_\_\_\_ of the LORD your God.

FALSE NAME	IDOL COVET	STEAL HOLY	HONOR NOT	MURDER GODS
------------	------------	------------	-----------	-------------



# Children's Worship Bulletin

## The Ten Commandments

Exodus 20:1-17

## Word Search Puzzle

W G Y O F W S T R P E B H T A  
 G A E Q A O E M D S F Y O H D  
 D P U E G V E S U O K Q N I U  
 L S M N O S H O E R N Y O D L  
 W A O C U T H K E V D K R O T  
 N L S L I S H Y X E E L E  
 Y R I O D A T S Q A G N R Y R  
 A M E B R A R T A K J Q T O Y  
 F M L M F D S L N B Q W B H W  
 E A O D E S T E A L B H Y R O  
 R C L T P M J U K G A K O R  
 W N S S H L B W T I Y A T N S  
 I Z W S E E G E E L U L C H H  
 F H H O L Y R N R F L I V E I  
 E L R C P T E S T I M O N Y P

SABBATH	NAME	MURDER	LIVE	HOUSE
WIFE	FALSE	REMEMBER	DAY	IDOL
COVET	WORSHIP	MOTHER	LONG	FATHER
LORD	NEIGHBOR	DONKEY	SEVENTH	STEAL
MISUSE	HONOR	ADULTERY	TESTIMONY	HOLY

Church Name  
 Address  
 City

# Coloring Page

## THE TEN COMMANDMENTS (EXODUS 19:20-20:17)



And God spoke all these words: "I am the LORD your God, who brought you out of Egypt, out of the land of slavery."  
Exodus 20:1-2 (NIV)

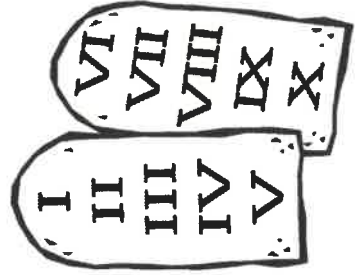
# Decoder Puzzle

Each number represents a letter of the alphabet.  
Substitute the correct letter for the numbers to  
reveal the coded words.

X	G	V	A	C	U	J	N	O	D	Y	W	Z	S	M	L	P	E	I	T	B	R	H	F	K	Q
1	2	3	4	5	6	7	8	9	10	11	12	13	14	15	16	17	18	19	20	21	22	23	24	25	26

- 19-10-9-16 \_\_\_\_\_
- 8-4-15-18 \_\_\_\_\_
- 14-4-21-21-4-20-23 \_\_\_\_\_
- 23-9-8-9-22 \_\_\_\_\_
- 24-4-20-23-18-22 \_\_\_\_\_
- 15-9-20-23-18-22 \_\_\_\_\_
- 15-6-22-10-18-22 \_\_\_\_\_
- 4-10-6-16-20-18-22-11 \_\_\_\_\_
- 14-20-18-4-16 \_\_\_\_\_
- 5-9-3-18-20 \_\_\_\_\_

NAME	ADULTERY	COVET	FATHER	MOTHER
IDOL	SABBATH	MURDER	STEAL	HONOR



# THE TEN COMMANDMENTS

(EXODUS 19:20-20:17)



And God spoke all these words: "I am the LORD your God, who brought you out of Egypt, out of the land of slavery" Exodus 20:1-2 (NIV).

Copyright © CalvaryCurriculum.com  
Used by permission.

# The Ten Commandments

## Theme

Obeying God's commandments

## Object

"The 10 Commandments Coloring Page" - two copies (link below); crayons

## Scripture

Exodus 20:1-17

Color one **picture** carefully, staying in the lines. Color outside the lines on the other picture, making a colorful mess.

Do you remember when you first started to learn how to color? If you were like most children, you probably colored all over the page without staying in the lines. I imagine that some of your pictures looked a lot like this. (Show kids the messy picture.)

As you got older, your pictures probably looked more like this. (Show kids the neat picture.) You began to stay in the lines and your color choices were much better too.

These pictures remind me of the way some people live their lives. God gave us the Ten Commandments to tell us the things that we should and should not do. (Show the neat picture.) Some people don't pay any attention to these guidelines that God has drawn for them. (Hold up the messy picture.) They just do whatever they want to do; that's called sin. Often their choices are not very good. They color outside the lines. They think their life is beautiful, but when God looks at it, He sees that it's just a big mess.

(Hold up the neat picture.) There are other people who read the Bible and follow God's rules. They try to stay within the guidelines that God has set. Oh, they may still get outside the lines at times; getting outside the lines is called sin. That is why we all need Jesus. None of us stay inside the lines 100% of the time.

Do you want your life to be like this one? (Hold up the neat picture.) Or do you want it to look like this one? (Hold up the messy picture so you're holding up both.)

God wants us to obey His Ten Commandments. The great news is we have a Savior in Jesus who loves us even when our lives are messy. When we trust Him as Savior He is our help and gives us strength to obey His laws. Let's ask God to help us obey Him.

Dear Lord, help us to remember that You set boundaries for us. Help us to stay within those boundaries so that our lives will be pleasing to You. In Jesus' name, amen.

Sermon Title:"Staying Within the Lines"

Scripture Reading:Exodus 20:1-17

### OBEY THE LEADER LINE UP:

Let children form a line and "obey the leader" in hopping, skipping, jumping or whatever the "leader" says to do.

### WALKING IN THE LINES:

Before classtime, the teacher can draw chalk lines on a large area outside if available and children will be told to walk INSIDE the line. If they cross over the LINE drawn, then they will be out and continue to run, hop, skip, jump, walk INSIDE the line as time allows!

### COLORED HOPSCOTCH:

Tape inside or colored chalk outside, can be used to make squares in different colors for a game of hopscotch. Tell children they have to stay inside certain colors each time they jump and cannot go outside the lines. Then children can sit down to hear today's Bible story about walking in the lines, etc.

### OBEY THE LEADER COMMANDMENTS:

Play this game like SIMON SAYS and let children take turns being SIMON and telling the classmates what to do as they line up against the wall. If "SIMON SAYS" something the children will OBEY, but if there is a command without SIMON SAYS, the children will stand still against the wall. Play before telling today's story about obeying God's commands!

### COLOR SQUIGGLES:

Give children paper and a pencil or pen. Children will draw squiggles all over the paper for about 10 seconds. Then pass that piece of paper to the person to their right. Each children will have only one colored marker or crayon and will color in ONE circle or inside the lines of just one squiggle. Then pass the papers to the right once again and children will continue to color in just ONE squiggle circle/shape each time the paper is passed. Tell children to make sure to stay INSIDE THE LINES. At the end of the paper passing time, children can write words from today Bible lesson.

### TEN COMMANDMENT TABLETS:

Provide children with 2 pieces of gray construction paper. Children can use scissors to round the top 2 corners off the gray paper to form the tablets of stone. Show children how to write the roman numerals (I,II,III,IV,V on the left tablet of stone and VI, VII, VIII, IX, X on the right tablet of stone.) Encourage children to know and to obey the ten commandments in order to make their own lives better, as God planned.

### MESSY AND PRETTY PUZZLES:

Give each child or a group of children two envelopes of puzzles they need to piece together. The first envelope will be a messy picture where the teacher has colored outside the lines, and a pretty picture

where the teacher has colored very neatly inside the lines. Children will have a contest to see who can put the puzzles together the quickest. Another option would be to put the messy and pretty puzzle pieces together for the children to sort out and THEN put the pieces together. Glue the pieces of puzzle together on a sheet of construction paper and write, OBEY GOD'S COMMANDMENTS AND STAY WITHIN THE LINES, etc at the top of the puzzle paper.

### BIBLE HAPPY FACES:

Let children draw or trace a Bible. Outline the Bible tracing with bright colored marker and then children can write OBEY GOD'S COMMANDS on the picture of the Bible. Give children happy face stickers, if available, to stick in various places on the Bible picture to show how we look and feel when we DO obey God's commands. If happy face stickers are not available, children can use various colored markers to draw different types of happy faces.

### STAYING IN THE LINES BIBLE VERSE:

The teacher can give each child a paper with a line drawn around the paper. The teacher can put some of the words from today's Bible verse on the lines but leave a word out now and then and a space for the child to fill in the correct word of the verse. Make sure today's Bible verse is written on a poster board or the chalk board for the children to use as a reference as they write the verse. Tell children to make sure their words that they insert are ON THE LINE. When everyone has completed the Bible verse, the children can read the verse together.

### SING A SONG:

The B-I-B-L-E; or children can do a chant or do a cheer for today's lesson, such as, O-B-E-Y, OBEYING JESUS, THAT'S MY CRY; O-B-E-Y, TO OBEY HIS COMMANDS IS WHAT I'LL TRY! Let children form groups to work together to do some actions as well as the "cheer words".

### SHARE A SNACK:

The teacher can tell the children to OBEY some commands and they will be able to find their snack for today (a cookie or cupcake, or sucker, etc). The teacher can tell the children to stand against a line, take 3 steps forward, 4 steps to the right, 2 steps backward, etc -- until they have reached the hiding place for a box of goodies to choose from, if teacher desires!!!!

Song: "The B-I-B-L-E"

[Words and Music \(pdf\)](#)

[MP3 Piano accompaniment Track \(right click to save to your computer\)](#)

Song: "Trust and Obey"

[Words and Music \(pdf\)](#)

[MP3 Piano accompaniment Track \(right click to save to your computer\)](#)